



Marshall Aid Commemoration Commission

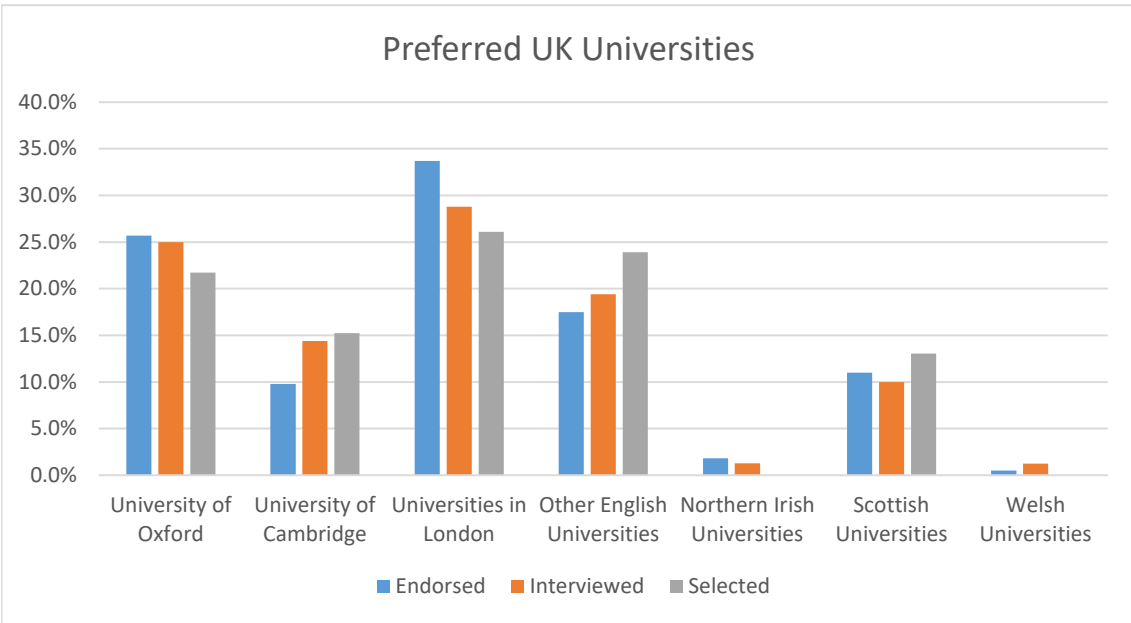
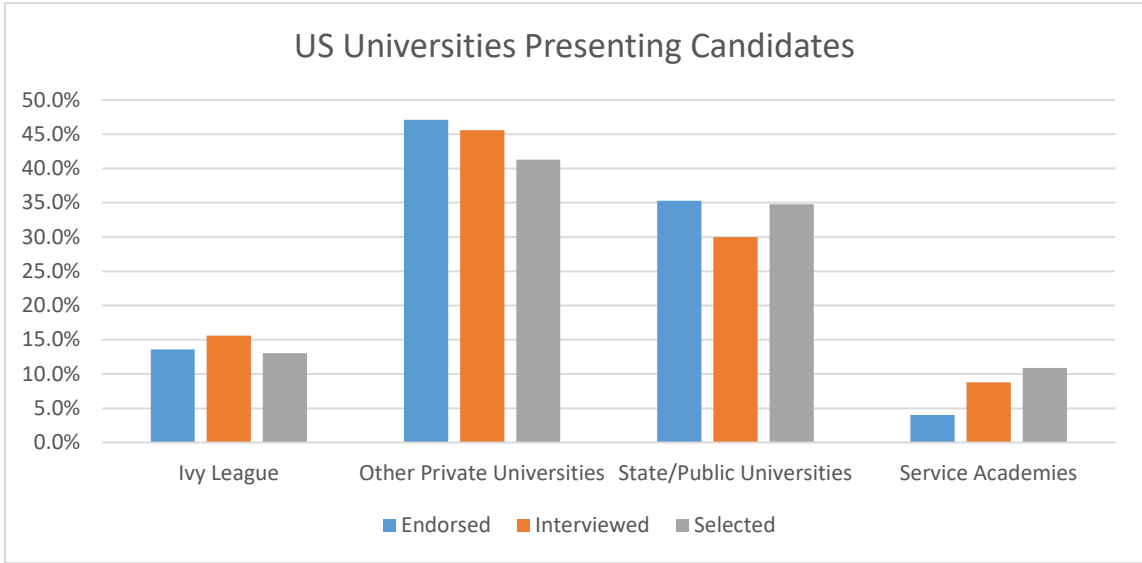
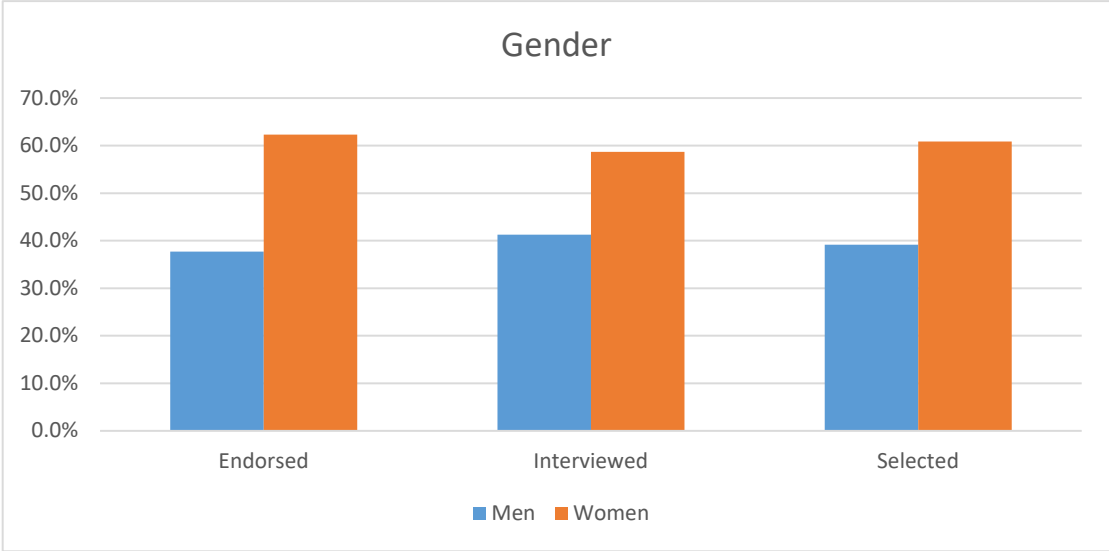
2020 Competition Statistics

Trends

	Endorsed	Interviewed	Selected
Candidates Under Review	1000	160	46
Path Selected			
One Year	12.6%	11.3%	13.0%
Two Year	87.4%	88.7%	87.0%
Gender			
Men	37.7%	41.3%	39.1%
Women	62.3%	58.7%	60.9%
Pell Grant Eligible			
Yes	20.5%	18.8%	17.4%
No	79.5%	81.2%	82.6%
Universities Presenting Candidates			
Ivy League	13.6%	15.6%	13.0%
Other Private Universities	47.1%	45.6%	41.3%
State/Public Universities	35.3%	30.0%	34.8%
Service Academies	4.0%	8.8%	10.9%
Preferred UK University			
University of Oxford	25.7%	25.0%	21.7%
University of Cambridge	9.8%	14.4%	15.2%
Universities in London	33.7%	28.8%	26.1%
Other English Universities	17.5%	19.4%	23.9%
Northern Irish Universities	1.8%	1.3%	0.0%
Scottish Universities	11.0%	10.0%	13.0%
Welsh Universities	0.5%	1.3%	0.0%

Trends Numbers

	Endorsed	Interviewed	Selected
Candidates Under Review	1000	160	46
Path Selected			
One Year	126	18	6
Two Year	874	142	40
Gender			
Men	377	66	18
Women	623	93	28
Pell Grant Eligible			
Yes	205	30	8
No	795	130	36
Universities Presenting Candidates			
Ivy League	136	25	6
Other Private Universities	471	73	19
State/Public Universities	353	48	16
Service Academies	40	14	5
Preferred UK University			
University of Oxford	257	40	10
University of Cambridge	98	23	7
Universities in London	337	46	12
Other English Universities	175	31	11
Northern Irish Universities	18	2	0
Scottish Universities	110	16	6
Welsh Universities	5	2	0



Comparisons

	Endorsed																
	2004	2005	2006	2007	2008	2009	2010	2011	2012	2013	2014	2015	2016	2017	2018	2019	2020
Gender																	
Men	51.0%	48.1%	47.4%	50.0%	50.3%	49.4%	45.2%	48.1%	52.1%	48.5%	45.8%	46.6%	43.9%	44.2%	42.9%	38.6%	37.7%
Women	49.0%	51.9%	52.6%	50.0%	49.7%	50.6%	54.8%	51.9%	47.9%	51.5%	54.2%	53.4%	56.1%	55.8%	57.1%	61.4%	62.3%
Path Selected																	
One Year	0.0%	0.0%	0.0%	0.0%	0.0%	0.0%	16.0%	16.0%	14.0%	14.0%	12.0%	14.0%	14.2%	15.9%	14.0%	13.1%	12.6%
Two Year	100.0%	100.0%	100.0%	100.0%	100.0%	100.0%	84.0%	84.0%	86.0%	86.0%	88.0%	86.0%	85.8%	84.1%	86.0%	86.9%	87.4%
Universities Presenting Candidates																	
Ivy League	16.0%	11.8%	11.2%	12.3%	10.8%	10.7%	11.9%	12.8%	13.1%	15.8%	16.3%	16.7%	17.4%	16.8%	15.50%	15.74%	13.6%
Other Private Universities	41.8%	52.2%	54.3%	51.5%	51.0%	46.7%	50.9%	51.8%	52.2%	47.3%	47.9%	48.4%	47.3%	49.8%	49.41%	50.50%	47.1%
State/Public Universities	37.4%	30.1%	30.1%	31.3%	31.9%	30.2%	31.2%	30.2%	29.9%	32.0%	30.1%	31.9%	32.1%	30.9%	33.05%	30.10%	35.3%
Service Academies	4.8%	5.4%	4.4%	4.5%	6.1%	5.3%	5.9%	5.2%	4.8%	4.2%	5.5%	3.0%	3.3%	2.5%	2.05%	3.66%	4.0%
Employer Endorsed	0.0%	0.5%	0.0%	0.4%	0.1%	0.3%	0.1%	0.0%	0.0%	1.0%	0.1%	0.1%	0.0%	0.0%	0.00%	0.0%	0.0%
Preferred UK University																	
University of Oxford	32.3%	32.0%	31.5%	32.4%	30.9%	30.8%	28.0%	29.3%	26.9%	28.2%	29.1%	31.0%	27.6%	25.5%	25.4%	24.6%	25.7%
University of Cambridge	12.7%	13.0%	12.9%	13.0%	12.3%	12.4%	11.4%	12.9%	11.6%	11.2%	11.4%	11.3%	10.3%	10.6%	12.6%	10.4%	9.8%
Universities in London	22.6%	25.7%	25.9%	26.7%	25.4%	26.3%	31.0%	29.5%	33.0%	32.9%	33.9%	30.0%	29.3%	34.1%	32.8%	31.2%	33.7%
Other English Universities	20.9%	19.3%	18.7%	17.4%	20.1%	17.5%	18.6%	17.6%	17.5%	15.9%	16.4%	16.3%	15.1%	17.1%	16.9%	19.9%	17.5%
Notem Irish Universities	1.6%	0.9%	1.4%	1.0%	1.2%	1.7%	1.1%	1.5%	1.0%	0.7%	0.3%	1.0%	1.2%	1.0%	1.0%	1.4%	1.8%
Scottish Universities	8.8%	7.6%	8.8%	8.5%	8.2%	10.3%	8.3%	7.9%	9.1%	10.3%	7.8%	9.7%	15.3%	11.4%	10.1%	11.5%	11.0%
Welsh Universities	1.3%	1.5%	0.7%	0.6%	1.8%	1.0%	1.5%	1.2%	0.8%	0.7%	1.0%	0.6%	1.3%	0.3%	1.2%	1.1%	0.5%
Ethnicity *																	
American Indian or Alaska Native	0.0%	0.0%	0.0%	0.0%	0.0%	0.0%	0.0%	0.0%	0.0%	0.0%	0.0%	0.0%	0.0%	0.42%	0.65%	0.20%	
Asian American	0.0%	0.0%	0.0%	0.0%	0.0%	0.0%	0.0%	0.0%	0.0%	0.0%	0.0%	0.0%	0.0%	11.31%	12.92%	12.08%	
Black or African American	0.0%	0.0%	0.0%	0.0%	0.0%	0.0%	0.0%	0.0%	0.0%	0.0%	0.0%	0.0%	0.0%	5.07%	5.81%	5.35%	
Hispanic/Latino American	0.0%	0.0%	0.0%	0.0%	0.0%	0.0%	0.0%	0.0%	0.0%	0.0%	0.0%	0.0%	0.0%	3.07%	4.95%	5.64%	
White	0.0%	0.0%	0.0%	0.0%	0.0%	0.0%	0.0%	0.0%	0.0%	0.0%	0.0%	0.0%	0.0%	69.77%	67.60%	67.43%	
Native Hawaiian or Other Pacific Islander	0.0%	0.0%	0.0%	0.0%	0.0%	0.0%	0.0%	0.0%	0.0%	0.0%	0.0%	0.0%	0.0%	0.11%	0.22%	0.10%	
Mixed Race	0.0%	0.0%	0.0%	0.0%	0.0%	0.0%	0.0%	0.0%	0.0%	0.0%	0.0%	0.0%	0.0%	5.29%	4.74%	5.64%	
Prefer not to answer	0.0%	0.0%	0.0%	0.0%	0.0%	0.0%	0.0%	0.0%	0.0%	0.0%	0.0%	0.0%	0.0%	4.97%	3.12%	3.56%	
Overall percentage	0.0%	0.0%	0.0%	0.0%	0.0%	0.0%	0.0%	0.0%	0.0%	0.0%	0.0%	0.0%	0.0%	25.0%	28.0%	29.0%	

Comparisons

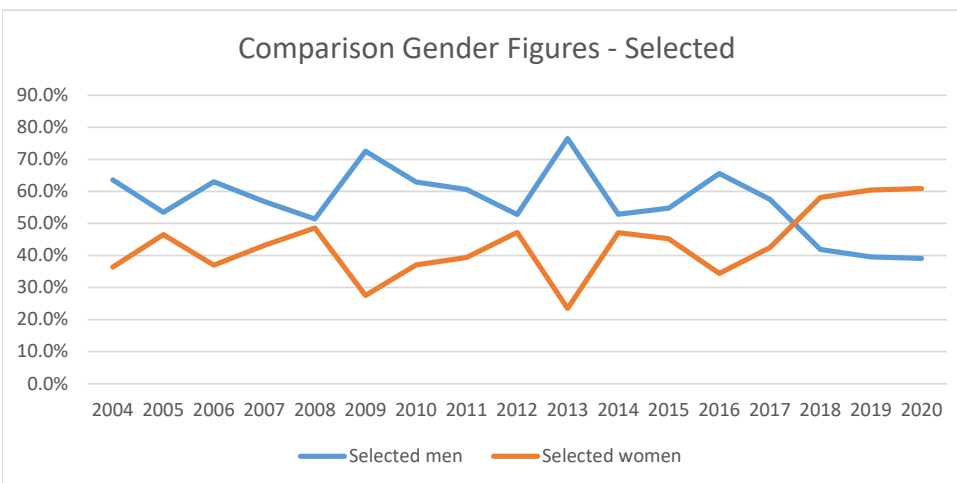
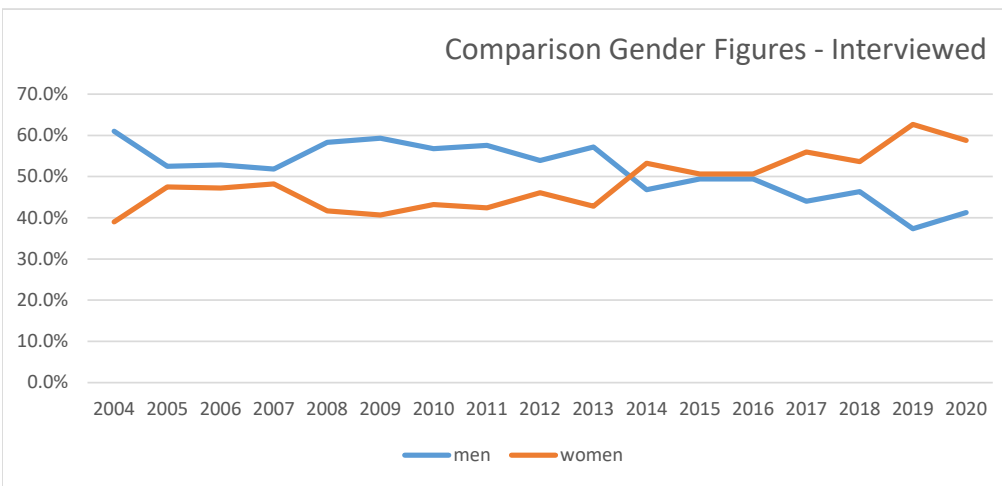
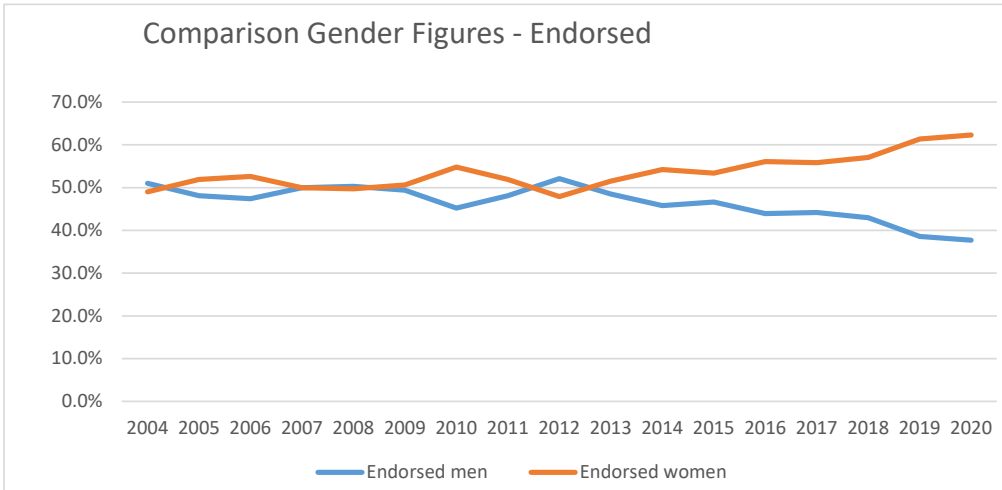
	Interviewed																
	2004	2005	2006	2007	2008	2009	2010	2011	2012	2013	2014	2015	2016	2017	2018	2019	2020
Gender																	
Men	61.0%	52.5%	52.8%	51.8%	58.3%	59.3%	56.8%	57.6%	53.9%	57.2%	46.8%	49.4%	49.4%	44.0%	46.3%	37.3%	41.3%
Women	39.0%	47.5%	47.2%	48.2%	41.7%	40.7%	43.2%	42.4%	46.1%	42.8%	53.2%	50.6%	50.6%	56.0%	53.7%	62.7%	58.7%
Path Selected																	
One Year	0.0%	0.0%	0.0%	0.0%	0.0%	0.0%	15.0%	15.0%	10.0%	10.0%	5.1%	15.0%	10.1%	5.0%	9.8%	3.8%	11.3%
Two Year	100.0%	100.0%	100.0%	100.0%	100.0%	100.0%	85.0%	85.0%	90.0%	90.0%	94.9%	85.0%	89.9%	95.0%	90.2%	96.2%	88.7%
Universities Presenting Candidates																	
Ivy League	18.2%	16.9%	14.9%	22.6%	17.3%	19.1%	20.4%	22.8%	21.4%	22.0%	21.2%	22.0%	19.6%	22.6%	22.0%	15.2%	15.6%
Other Private Universities	41.5%	47.5%	42.9%	43.9%	40.5%	45.1%	40.7%	44.9%	46.1%	40.3%	39.7%	40.2%	44.9%	41.5%	46.3%	44.9%	45.6%
State/Public Universities	32.1%	26.3%	34.2%	26.8%	29.8%	25.9%	33.3%	22.2%	26.0%	28.3%	27.6%	29.3%	30.4%	31.4%	30.5%	32.9%	30.0%
Service Academies	8.2%	8.1%	8.1%	6.7%	12.5%	9.3%	5.6%	10.1%	6.5%	9.4%	11.5%	8.5%	5.1%	4.4%	1.2%	7.0%	8.8%
Employer Endorsed	0.0%	1.3%	0.0%	0.0%	0.0%	0.6%	0.0%	0.0%	0.0%	0.0%	0.0%	0.0%	0.0%	0.0%	0.0%	0.0%	0.0%
Preferred UK University																	
University of Oxford	34.6%	49.4%	39.1%	41.5%	34.5%	38.9%	31.5%	38.0%	38.3%	30.2%	37.2%	32.9%	29.7%	27.7%	31.1%	25.3%	25.0%
University of Cambridge	20.8%	16.3%	16.1%	18.3%	11.9%	15.4%	14.8%	14.6%	13.6%	15.1%	10.3%	17.7%	11.4%	11.3%	16.5%	17.7%	14.4%
Universities in London	22.6%	20.0%	27.3%	25.0%	30.4%	24.7%	38.3%	27.2%	31.8%	39.6%	34.6%	24.4%	35.4%	33.3%	31.7%	28.5%	28.8%
Other English Universities	15.7%	9.4%	11.2%	7.3%	16.7%	14.2%	9.9%	14.6%	10.4%	8.2%	12.8%	14.6%	17.7%	17.0%	11.0%	15.8%	19.4%
Notem Irish Universities	2.5%	1.3%	1.2%	1.2%	1.8%	1.9%	0.0%	0.6%	0.6%	1.3%	0.0%	1.8%	0.6%	1.9%	1.2%	0.6%	1.3%
Scottish Universities	3.1%	3.8%	3.7%	4.9%	4.2%	3.7%	4.9%	5.1%	4.5%	5.7%	3.8%	7.9%	3.8%	8.8%	7.9%	10.1%	10.0%
Welsh Universities	0.6%	0.0%	1.2%	1.8%	0.6%	1.2%	0.6%	0.0%	0.6%	0.0%	1.3%	0.6%	1.3%	0.0%	0.6%	1.9%	1.3%
Ethnicity *																	
American Indian or Alaska Native	0.0%	0.0%	0.0%	0.0%	0.0%	0.0%	0.0%	0.0%	0.0%	0.0%	0.0%	0.0%	0.0%	0.0%	0.61%	0.00%	
Asian American	0.0%	0.0%	0.0%	0.0%	0.0%	0.0%	0.0%	0.0%	0.0%	0.0%	0.0%	0.0%	0.0%	13.8%	20.12%	17.09%	
Black or African American	0.0%	0.0%	0.0%	0.0%	0.0%	0.0%	0.0%	0.0%	0.0%	0.0%	0.0%	0.0%	0.0%	4.4%	6.71%	6.96%	
Hispanic/Latino American	0.0%	0.0%	0.0%	0.0%	0.0%	0.0%	0.0%	0.0%	0.0%	0.0%	0.0%	0.0%	0.0%	5.7%	3.05%	4.43%	
White	0.0%	0.0%	0.0%	0.0%	0.0%	0.0%	0.0%	0.0%	0.0%	0.0%	0.0%	0.0%	0.0%	68.6%	60.37%	64.56%	
Native Hawaiian or Other Pacific Islander	0.0%	0.0%	0.0%	0.0%	0.0%	0.0%	0.0%	0.0%	0.0%	0.0%	0.0%	0.0%	0.0%	0.0%	0.0%	0.0%	0.0%
Mixed Race	0.0%	0.0%	0.0%	0.0%	0.0%	0.0%	0.0%	0.0%	0.0%	0.0%	0.0%	0.0%	0.0%	5.0%	6.10%	3.80%	
Decline Response	0.0%	0.0%	0.0%	0.0%	0.0%	0.0%	0.0%	0.0%	0.0%	0.0%	0.0%	0.0%	0.0%	2.5%	3.05%	3.16%	
Overall percentage	0.0%	0.0%	0.0%	0.0%	0.0%	0.0%	0.0%	0.0%	0.0%	0.0%	0.0%	0.0%	0.0%	29.0%	36.0%	32.0%	

Comparisons

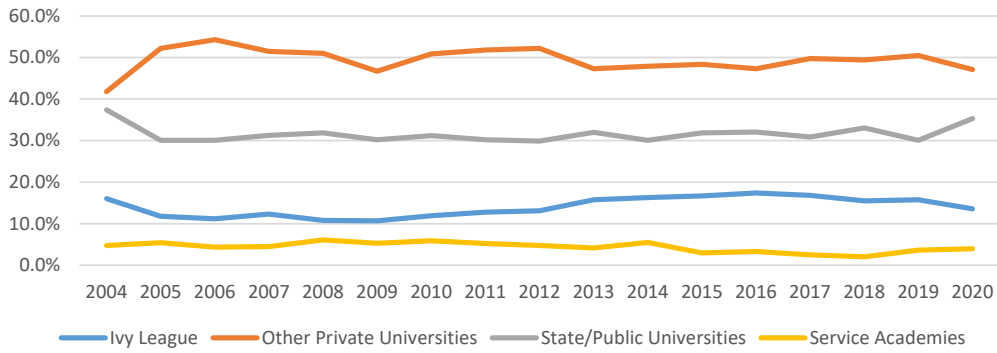
	Selected																
	2004	2005	2006	2007	2008	2009	2010	2011	2012	2013	2014	2015	2016	2017	2018	2019	2020
Gender																	
Men	63.6%	53.5%	63.0%	56.8%	51.4%	72.5%	62.9%	60.6%	52.8%	76.5%	52.9%	54.8%	65.6%	57.5%	41.9%	39.6%	39.1%
Women	36.4%	46.5%	37.0%	43.2%	48.6%	27.5%	37.1%	39.4%	47.2%	23.5%	47.1%	45.2%	34.4%	42.5%	58.1%	60.4%	60.9%
Path Selected																	
One Year	0.0%	0.0%	0.0%	0.0%	0.0%	0.0%	14.0%	3.0%	8.0%	15.0%	5.9%	13.0%	15.6%	2.5%	11.6%	2.1%	13.0%
Two Year	100.0%	100.0%	100.0%	100.0%	100.0%	100.0%	86.0%	97.0%	92.0%	85.0%	94.1%	87.0%	84.4%	97.5%	88.4%	97.9%	87.0%
Universities Presenting Candidates																	
Ivy League	9.1%	16.3%	18.6%	20.5%	18.9%	17.5%	20.0%	27.3%	22.2%	17.6%	23.5%	25.8%	25.0%	15.0%	14.0%	14.6%	13.0%
Other Private Universities	50.0%	48.8%	44.2%	36.4%	29.7%	50.0%	45.7%	54.5%	41.7%	38.2%	35.3%	35.5%	46.9%	47.5%	51.2%	54.2%	41.3%
State/Public Universities	31.8%	20.9%	32.6%	31.8%	40.5%	20.0%	28.6%	15.2%	27.8%	35.3%	32.4%	35.5%	25.0%	32.5%	32.6%	22.9%	34.8%
Service Academies	9.1%	9.3%	4.7%	11.4%	10.8%	12.5%	5.7%	3.0%	8.3%	8.8%	8.8%	3.2%	3.1%	5.0%	2.3%	8.3%	10.9%
Employer Endorsed	0.0%	4.7%	0.0%	0.0%	0.0%	0.0%	0.0%	0.0%	0.0%	0.0%	0.0%	0.0%	0.0%	0.0%	0.0%	0.0%	0.0%
Preferred UK University																	
University of Oxford	27.3%	44.2%	46.5%	36.4%	32.4%	30.0%	25.7%	36.4%	36.1%	26.5%	47.1%	19.4%	21.9%	30.0%	25.6%	25.0%	21.7%
University of Cambridge	13.6%	20.9%	20.9%	25.0%	10.8%	20.0%	17.1%	18.2%	11.1%	14.7%	14.7%	19.4%	9.4%	10.0%	11.6%	22.9%	15.2%
Universities in London	38.6%	23.3%	11.6%	25.0%	29.7%	30.0%	48.6%	24.2%	41.7%	44.1%	29.4%	29.0%	40.6%	40.0%	41.9%	27.1%	26.1%
Other English Universities	11.4%	9.3%	16.3%	6.8%	18.9%	12.5%	8.6%	12.1%	8.3%	8.8%	8.8%	22.6%	21.9%	12.5%	4.7%	14.6%	23.9%
Northern Irish Universities	1.6%	0.0%	2.3%	0.0%	2.7%	0.0%	0.0%	0.0%	0.0%	2.9%	0.0%	0.0%	0.0%	2.5%	0.0%	0.0%	0.0%
Scottish Universities	4.5%	2.3%	2.3%	6.8%	5.4%	2.5%	0.0%	9.1%	2.8%	2.9%	0.0%	9.7%	6.3%	5.0%	14.0%	10.4%	13.0%
Welsh Universities	2.3%	0.0%	0.0%	0.0%	0.0%	5.0%	0.0%	0.0%	0.0%	0.0%	0.0%	0.0%	0.0%	0.0%	2.3%	0.0%	0.0%
Ethnicity *																	
American Indian or Alaska Native	0.0%	0.0%	0.0%	0.0%	0.0%	0.0%	0.0%	0.0%	0.0%	0.0%	0.0%	0.0%	0.0%	0.0%	2.33%	0.00%	
Asian American	0.0%	0.0%	0.0%	0.0%	0.0%	0.0%	0.0%	0.0%	0.0%	0.0%	0.0%	0.0%	0.0%	12.50%	13.95%	20.83%	
Black or African American	0.0%	0.0%	0.0%	0.0%	0.0%	0.0%	0.0%	0.0%	0.0%	0.0%	0.0%	0.0%	0.0%	2.50%	6.98%	12.50%	
Hispanic/Latino American	0.0%	0.0%	0.0%	0.0%	0.0%	0.0%	0.0%	0.0%	0.0%	0.0%	0.0%	0.0%	0.0%	5.00%	2.33%	4.17%	
White	0.0%	0.0%	0.0%	0.0%	0.0%	0.0%	0.0%	0.0%	0.0%	0.0%	0.0%	0.0%	0.0%	72.50%	58.14%	52.08%	
Native Hawaiian or Other Pacific Islander	0.0%	0.0%	0.0%	0.0%	0.0%	0.0%	0.0%	0.0%	0.0%	0.0%	0.0%	0.0%	0.0%	0.00%	0.00%	0.00%	
Mixed Race	0.0%	0.0%	0.0%	0.0%	0.0%	0.0%	0.0%	0.0%	0.0%	0.0%	0.0%	0.0%	0.0%	7.50%	9.30%	6.25%	
Decline Response	0.0%	0.0%	0.0%	0.0%	0.0%	0.0%	0.0%	0.0%	0.0%	0.0%	0.0%	0.0%	0.0%	0.00%	6.98%	4.17%	
Overall percentage	0.0%	0.0%	0.0%	0.0%	0.0%	0.0%	0.0%	0.0%	0.0%	0.0%	0.0%	0.0%	0.0%	28.0%	33.0%	44.0%	

* reliable statistics only collected from 2017

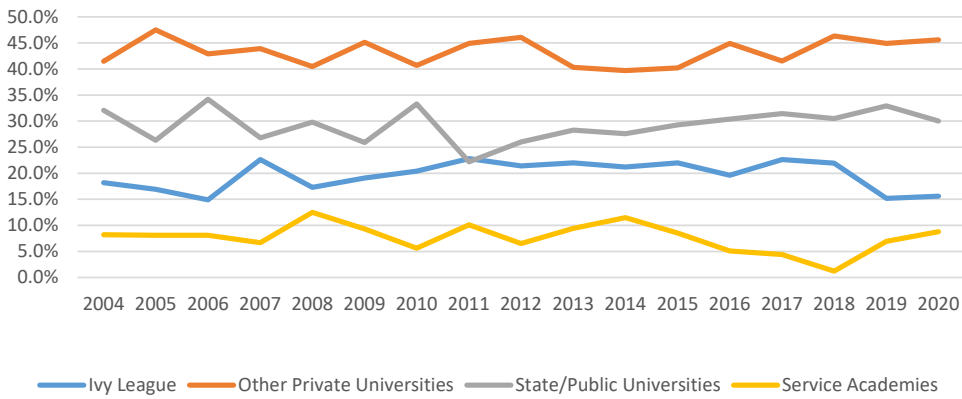
Comparisons



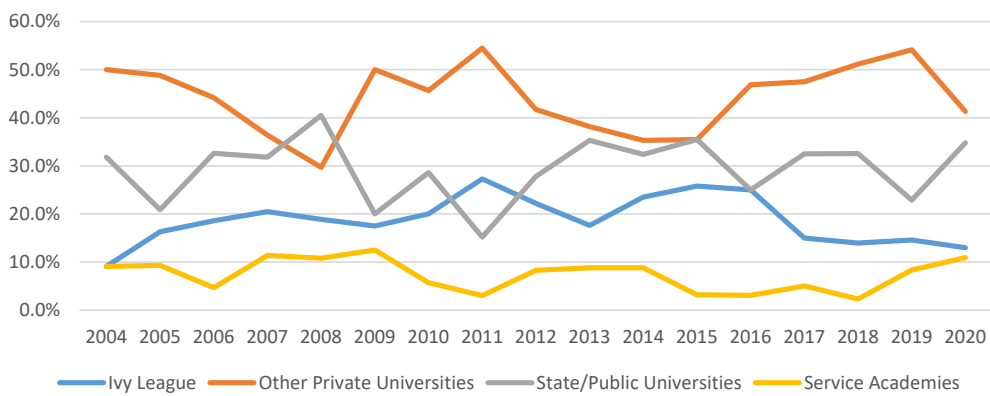
Endorsed Applications - Universities Presenting Candidates



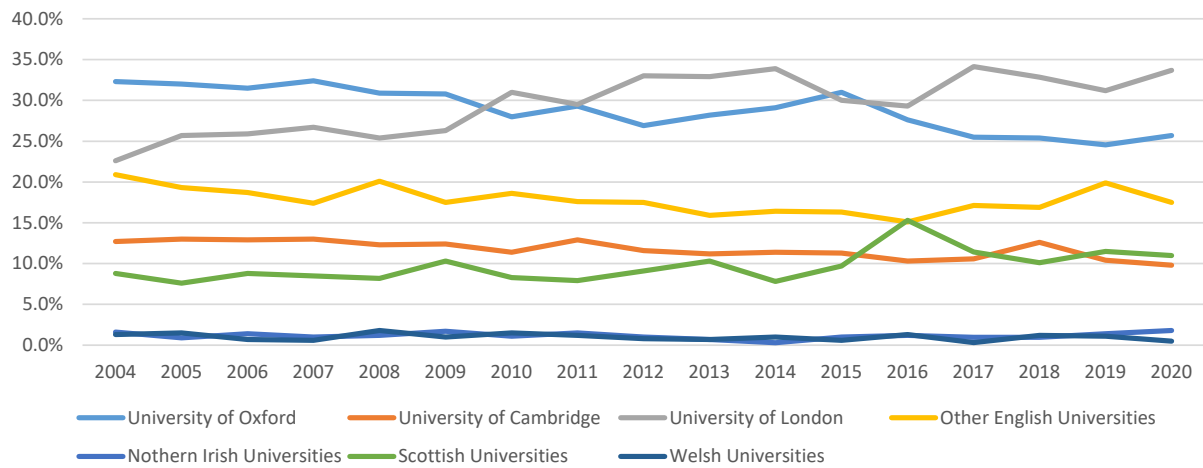
Interviewed - Universities Presenting Candidates



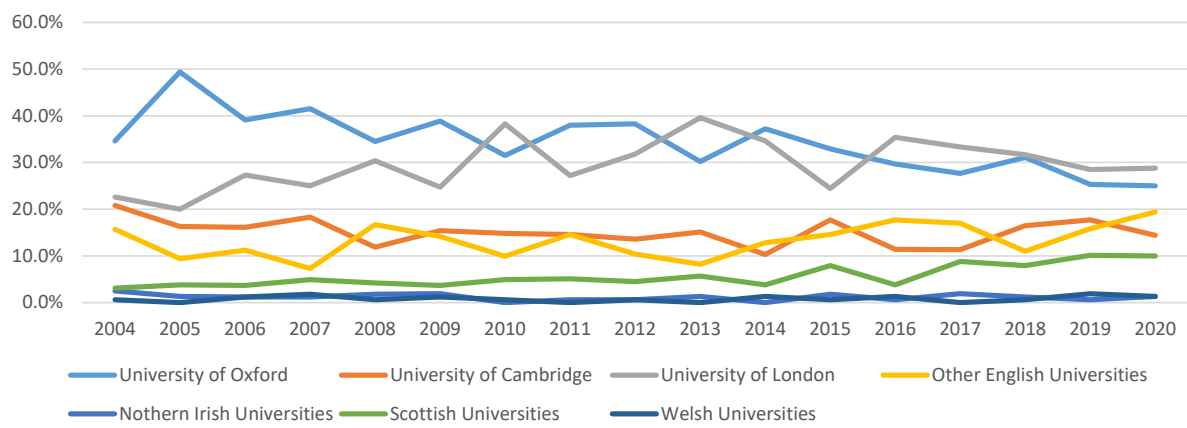
Selected - Universities Presenting Candidates



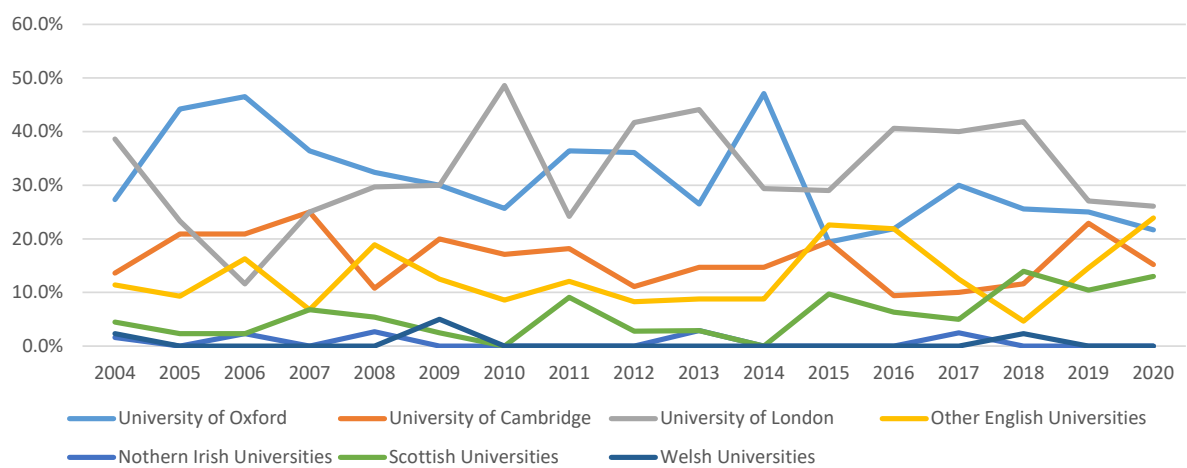
Endorsed - Preferred UK Universities



Interviewed - Preferred UK Universities



Selected - UK Preferred Universities



Total Numbers Endorsed

	ATL	BOS	CHIG	HOU	LA	NY	SF	DC	TOTAL
BY REGION	134	89	164	111	89	203	98	112	1000
% of National Pool	13.4%	8.9%	16.4%	11.1%	8.9%	20.3%	9.8%	11.2%	
GENDER									
Men	49	36	66	49	36	60	37	44	377
% of Regional Pool	36.57%	40.45%	40.24%	44.14%	40.45%	29.56%	27.61%	39.29%	
% of National Pool	4.90%	3.60%	6.60%	4.90%	3.60%	6.00%	3.70%	4.40%	37.70%
Women	85	53	98	62	53	143	61	68	623
% of Regional Pool	63.43%	59.55%	59.76%	55.86%	59.55%	70.44%	62.24%	60.71%	
% of National Pool	8.50%	5.30%	9.80%	6.20%	5.30%	14.30%	6.10%	6.80%	62.30%
PELL GRANT ELIGIBLE									
Yes	35	19	32	20	20	42	21	16	205
% of Regional Pool	26.12%	21.35%	19.51%	18.02%	22.47%	20.69%	21.43%	14.29%	
% of National Pool	3.50%	1.90%	3.20%	2.00%	2.00%	4.20%	2.10%	1.60%	20.50%
No	99	70	132	91	69	161	77	96	795
% of Regional Pool	73.88%	78.65%	80.49%	81.98%	77.53%	79.31%	78.57%	85.71%	
% of National Pool	9.90%	7.00%	13.20%	9.10%	6.90%	16.10%	7.70%	9.60%	79.50%
UNIVERSITIES PRESENTING CANDIDATES									
Ivy League	7	23	17	7	13	44	9	16	136
% of Regional Pool	5.22%	25.84%	10.37%	6.31%	14.61%	21.67%	9.18%	14.29%	
% of National Pool	0.70%	2.30%	1.70%	0.70%	1.30%	4.40%	0.90%	1.60%	13.60%
Other Private Universities	68	54	69	44	38	103	50	45	471
% of Regional Pool	50.75%	60.67%	42.07%	39.64%	42.70%	50.74%	51.02%	40.18%	
% of National Pool	6.80%	5.40%	6.90%	4.40%	3.80%	10.30%	5.00%	4.50%	47.10%
State/Public Universities	54	10	71	53	34	52	34	45	353
% of Regional Pool	40.30%	11.24%	43.29%	47.75%	38.20%	25.62%	34.69%	40.18%	
% of National Pool	5.40%	1.00%	7.10%	5.30%	3.40%	5.20%	3.40%	4.50%	35.30%
Service Academies	5	2	7	7	4	4	5	6	40
% of Regional Pool	3.73%	2.25%	4.27%	6.31%	4.49%	1.97%	5.10%	5.36%	
% of National Pool	0.50%	0.20%	0.70%	0.70%	0.40%	0.40%	0.50%	0.60%	4.00%
PREFERRED UK UNIVERSITY									
University of Oxford	32	26	41	32	24	50	27	25	257
% of Regional Pool	23.88%	29.21%	25.00%	28.83%	26.97%	24.63%	27.55%	22.32%	
% of National Pool	3.20%	2.60%	4.10%	3.20%	2.40%	5.00%	2.70%	2.50%	25.70%
University of Cambridge	11	10	12	13	6	25	15	6	98
% of Regional Pool	8.21%	11.24%	7.32%	11.71%	6.74%	12.32%	15.31%	5.36%	
% of National Pool	1.10%	1.00%	1.20%	1.30%	0.60%	2.50%	1.50%	0.60%	9.80%
Universities in London	50	31	51	34	32	63	31	45	337
% of Regional Pool	37.31%	34.83%	31.10%	30.63%	35.96%	31.03%	31.63%	40.18%	
% of National Pool	5.00%	3.10%	5.10%	3.40%	3.20%	6.30%	3.10%	4.50%	33.70%
Other English Universities	26	14	43	16	14	32	15	15	175
% of Regional Pool	19.40%	15.73%	26.22%	14.41%	15.73%	15.76%	15.31%	13.39%	
% of National Pool	2.60%	1.40%	4.30%	1.60%	1.40%	3.20%	1.50%	1.50%	17.50%
Northern Irish Universities	1	1	2	1	1	5	1	6	18
% of Regional Pool	0.75%	1.12%	1.22%	0.90%	1.12%	2.46%	1.02%	5.36%	
% of National Pool	0.10%	0.10%	0.20%	0.10%	0.10%	0.50%	0.10%	0.60%	1.80%
Scottish Universities	14	7	15	14	11	28	9	12	110
% of Regional Pool	10.45%	7.87%	9.15%	12.61%	12.36%	13.79%	9.18%	10.71%	
% of National Pool	1.40%	0.70%	1.50%	1.40%	1.10%	2.80%	0.90%	1.20%	11.00%
Welsh Universities	0	0	0	1	1	0	0	3	5
% of Regional Pool	0.00%	0.00%	0.00%	0.90%	1.12%	0.00%	0.00%	2.68%	
% of National Pool	0.00%	0.00%	0.00%	0.10%	0.10%	0.00%	0.00%	0.30%	0.50%

	Wingate University	1								1	
Ohio	Bowling Green State University			1						1	
	Cleveland Institute of Music			1						1	
	Cleveland State University			1						1	
	Denison University		1	1						2	
	Kent State University			1						1	
	Kenyon College			1						1	
	Oberlin College	1			1		1		1	4	
	Ohio State University System			4					1	5	
	Ohio University			4						4	
	Ohio Wesleyan University			1						1	
	Otterbein College			1						1	
	University of Cincinnati			3						3	
	University of Dayton			1						1	
	University of Oklahoma			1	2	2				5	
	Oregon	Oregon State University							1		1
		Reed College							2		2
		University of Oregon							2		2
Pennsylvania	Willamette University				1					1	
	Bryn Mawr College						1			1	
	Bucknell University						1			1	
	Dickinson College				1				1	2	
	Drexel University						2			2	
	Franklin & Marshall College						1			1	
	Gettysburg College	1					1			2	
	Grove City College						1			1	
	Haverford College in Pennsylvania						2		1	3	
	Lafayette College						2			2	
	Lebanon Valley College						1		1	2	
	Lehigh University						1			1	
	Millersville University of Pennsylvania						1			1	
	Pennsylvania State University						2			2	
	Susquehanna University								1	1	
	Swarthmore College	1					5			6	
	Temple University						3			3	
	University of Pennsylvania	1	2	2	3	2	12			22	
	University of Pittsburgh			4	1		11		2	18	
	Ursinus College						1			1	
	Villanova University		2				2	1		5	
Puerto Rico	University of Puerto Rico - R�-o Piedras	1							1		
Rhode Island	Brown University	1	5	2		2	3	2	4	19	
	University of Rhode Island		1							1	
South Carolina	Clemson University	1								1	
	University of South Carolina - Columbia	2								2	
	Winthrop University	1								1	
South Dakota	Augustana University				1					1	
	University of South Dakota				1					1	
Tennessee	Carson Newman University				1					1	
	Fisk University	2			1					3	
	Lane College	1								1	
	Lee University	1								1	
	Lipscomb University	1		1						2	
	Rhodes College	1								1	
	University of Tennessee - Knoxville	2							1	3	
	University of the South	2								2	
	Vanderbilt University	1					1			3	
	Texas	Baylor University				1				3	
	Howard Payne University					3			1		
	Rice University			1	2		1		4		
	Southern Methodist University				3				3		
	Southwestern University				1				1		
	Texas A&M University - College Station				4				4		
	Texas A&M University - Commerce				1				1		
	Texas Tech University				4				4		
	University of Houston - main campus				1				1		
	University of North Texas				1				1		
	University of North Texas, Dallas				1				1		
	University of Texas - Austin				8				8		
	University of Texas - Dallas				5			1	6		
Utah	Brigham Young University					5			5		
Vermont	Marlboro College		1							1	
	Middlebury College		1				1			2	
Virginia	Christopher Newport University								1	1	
	College of William and Mary						1		11	12	
	George Mason University						1		1	2	
	Hampden-Sydney College								1	1	
	Hampton University	1							1	2	
	James Madison University								1	1	
	Mary Washington College								1	1	
	University of Richmond								1	1	
	University of Virginia	2			2				5	9	
	Virginia Commonwealth University								3	3	
	Virginia Polytechnic Institute and State University								2	2	
	Washington & Lee University	1		1	1	1	2		3	9	
	Washington	Gonzaga University							3		3
Northwest University								1		1	
Seattle University								1		1	
University of Washington - Seattle								11		11	
Washington State University								1		1	
West Virginia	West Virginia State University								1	1	
	West Virginia University								1	1	
Wisconsin	Lawrence University				1					1	
	University of Wisconsin - Madison				6					6	
Wyoming	University of Wyoming					1		1		2	
Grand Total		134	89	164	111	89	203	98	112	1000	

Proposed Field of Study - Endorsed

Subject	ATL	BOS	CHIG	HOU	LA	NY	SF	DC	Grand Total
Arts in Filmmaking	1								1
Classics	1							1	2
Comparative Social Policy						1	1		2
Computational Biology						1			1
Criminological Research						1			1
Criticism and Culture						1	1		2
Ecology and Conservation						1			1
Economics			1			2			3
Engineering for Sustainable Development			1						1
English (1830-1914)			1						1
English and Drama		1							1
English Studies (Medieval Period)				1					1
Entrepreneurship	1								1
Environmental Change and Management		1		1					2
Film and Screen Studies/PhD in Film and Screen Studies							1		1
Film Studies						1			1
Filmmaking Cinematography						1			1
Fine Art						1			1
Fine Arts - Dance Performance						1			1
Geography (Research Methods)					1				1
Greek & Latin Languages						1			1
Greek and Latin Language/Literature			1						1
Greek and/or Latin Languages and Literature						2			2
Greek and/or Roman History			1						1
Intelligence & International Security	1								1
Intelligence and International Security							1		1
International Communication and Media Studies			1						1
International Cultural Heritage nagement								1	1
International Political Theory					1				1
International Relations				1			1		2
International Relations							1		1
Iranian Studies and Intensive Persian						1			1
Islamic Intellectual History and Intensive Arabic			1						1
Linguistics and Intensive Language (Swahili)		1							1
Literary Studies: Critical Theory								1	1
Mathematics		1							1
Medical Device Design and Entrepreneurship	1								1
Medieval Studies			2						2
Migration and Diaspora Studies and Intensive Language						1			1
Museums, Heritage and terial Culture Studies								1	1
Near and Middle Eastern Studies and Intensive Languages				1					1
Oncology		1							1
Opera Making & Writing	1								1
Theology							1		1
History			1						1
Criminology					1				1
Physics			1						1
Political Communications								1	1
Postcolonial Studies		1							1
Public Administration		1							1
Public Health					1				1
Public Policy			1						1
Pure Mathematics	1								1
Queer History				1					1
Race, Media, and Social Justice								1	1
Research Architecture			1						1
Social Justice in Education			1						1
Statistics						1			1
United Nations and Diplot Studies	1								1
Visual Anthropology								1	1
: History of Art, Medieval and Byzantine							1		1
17th - 18th-century British Art							1		1
18th Century and Romantic Studies				1					1
Advanced Aeronautical Engineering				1				1	2
Advanced Chemical Engineering	1								1
Advanced Computer Science				1			1		2
Advanced Structural Engineering		1							1
Aesthetics and Art Theory				1					1
Algal Biotechnology, Biology and Ecology						1			1
American History		1							1
Animal and Plant Sciences	1								1
Animal Welfare Science, Ethics & Law			1						1
Anthropology			1			1			2
Anthropology in Media and Intensive Language						1			1
Anthropology of Development and Social Transformation			1						1
Anthropology, Environment and Development					1				1
Applied Data Science and Statistics						1			1
Applied Linguistics and Second Language Acquisition	1			1					2
Applied Linguistics with TESOL (Teaching English to Speakers of Other Languages)						1			1
Applied Mathematics	1								1
Applied Security Strategy		1		1					2
Applied Social Data Science				1	1	1			3
Applied Social Data Science				1					1
Applied Theatre, MA			1						1
Archaeology						1			1
Archaeology of the Classical Mediterranean		1							1
Architectural History and Theory								1	1
Archives and Records Management (International Pathway)	1								1
Art and Politics			1						1
Art History						1			1
Artificial Intelligence	1		1	1		1	1	1	6
Arts & Humanities		1							1
Arts, Culture and Media - MA Digital Humanities	1								1
Assyriology						1			1
Astrophysics			1	1					2
Atmosphere, Oceans and Climate					1		1		2
Attitudes of a School Shooter: A Corpus Appraisal Analysis			1						1
Autism Studies			1						1
Automotive Journalism MA			1						1
Bachelor of Civil Law						1			1
Bachelor of Philosophy (BPhil) in Philosophy		2							2
Basic and Translational Neuroscience						1	1		2

Behavioural Economics				1								1
Behavioural Science				1								1
Biochemistry	2											2
Biodiversity and Conservation				1								1
Biodiversity and Taxonomy of Plants						1		1	1			2
Biodiversity, Conservation, and Management			1					1		2		4
Bioengineering						1						1
Bioethics & Society									1			1
Bioinformatics	1											1
Bioinformatics & Theoretical Systems Biology			1									1
Bioinformatics and Theoretical Systems Biology	1							1		1		3
Biological Science (Biochemistry)	1			1								2
Biological Science (Psychology)										1		1
Biomedical Engineering	2			1	1							4
Biomedical Sciences										1		1
Biomedical Sciences (NIH OxCam)	1											1
Biomedical Sciences and Translational Medicine MRes										1		1
Biophysics and Molecular Life Sciences										1		1
Biotechnology						1		2				3
Biotechnology and Enterprise										1		1
Black British Writing										1		1
Black Humanities				1								1
BPhil in Philosophy						2		2	1	1		6
British Modern History, 1850 to the Present								1				1
Business Analytics										1		1
Cancer Institute						1						1
Cancer Research & Precision Oncology						1						1
Carbon Finance	1											1
Cell and Gene Therapies	1											1
Celtic and Scottish Studies: Traditional Arts and Culture									1			1
Chemistry						1			1			2
Chemistry by Research									1			1
Chinese Studies			1									1
Choral Conducting						1						1
Christian Theology									1			1
Christian Theology (Catholic Studies)						1						1
City Design and Social Science									1			1
Classics	2											2
Classics and Ancient History										1		1
Climate Change				1								1
Climate Change and International Development						1						1
Climate Change Science and Policy	1											1
Climate Change, Management & Finance						1						1
Clinical and Therapeutic Neuroscience								1				1
Clinical Mental Health Sciences										1		1
Cognitive Neuroscience									1			1
Cognitive Neuroscience MRes										1		1
Cognitive Studies	1											1
Collections and Curating Practices						1						1
Communications and Signal Processing											1	1
Comparative Government			1									1
Comparative Literature								1				1
Comparative Literature and Critical Translation									1			1
Comparative Political Thought											1	1
Comparative Politics						1						1
Comparative Public Policy							1					1
Comparative Social Policy						3	2	1			2	8
Composition	1											1
Computational and Data Journalism											1	1
Computational Applied Mathematics								1				1
Computational Biology								1	1			2
Computational Cognitive Neuroscience						1						1
Computer Science	1										1	2
Computer Science								1				1
Computer Science: modelling the creative process of jazz improvisation										1		1
Computing (Visual Computing and Robotics)	1											1
Computing Science								1				1
Condensed Matter Physics						1						1
Conflict Resolution in Divided Societies									1			1
Conflict Studies	1					1						2
Conflict Transformation and Social Justice	1					1	2	1	1	1	2	9
Conflict, Security & Developmen							1					1
Conflict, Security and Development	1											1
Conflict, Security, and Development									1			1
Conservation of Wall Painting											1	1
Conservation Science and Policy									1			1
Contemporary Chinese Studies	1						1			1		3
Contemporary Chinese Studies						1						1
Contemporary Identities							1					1
Continental Philosophy	1											1
Control of Infectious Diseases								1				1
Control of Infectious Diseases						1						1
Control Systems						1						1
Corruption and Governance							1					1
Creative and Critical Writing						1				1		2
Creative Writing						1	1	1			1	4
Creative Writing Poetry							1					1
Crime and Forensic Science						1						1
Criminal Justice Policy						1						1
Criminology											1	1
Critical Theory and Cultural Studies											1	1
Criticism and Culture									1			1
Culture and Heritage Management						1						1
Cuneiform and Ancient Near Eastern Studies (Combined Research & Taught)									1			1
Curating the Art Museum									1			1
Cyber Security, Privacy and Trust						1						1
Dance History						1						1
Data Analytics											1	1
Data Science								1			1	1
Data Science and Machine Learning						1					1	1
Demography and Health	1											1
Design for Change	1						1					2
Development Economics						1			1	1	2	5
Development Economics										1		1
Development Management						1						1

Global Social Policy				1		1				2
Global Strategy and Innovation Management							1			1
Global, Social, and Political Thought								1		1
Globalisation and Latin American Development						1				1
Grand Total	134	89	164	111	89	203	98	112		1000
Greek and/or Latin Languages and Literature						1				1
Green Chemistry and	1									1
Guildhall Artist Masters in Performance				1						1
Guildhall Artist Masters in Performance (MMus/MPerf in Performance)								1		1
Health and International Development	1									1
Health Data Analytics and Machine Learning						1				1
Health Data Science							1			1
Health Informatics								1		1
Health Policy	1									1
Health Policy, Planning and Financing			1	1		1				3
Health Promotion				1						1
Health Psychology			1							1
Health Services			1							1
Health Services Research							1			1
Health, Medicine and Society		1						1		2
Hebrew and Jewish Studies			1							1
Hebrew and Semitic Studies				1						1
History			2		1			1		4
History								1		1
History						1				1
History (Medieval History)			1							1
History (US History)		1								1
History (with an emphasis on the History of Medicine)					1					1
History and Intensive Language	1									1
History and Philosophy of Science and Medicine		1								1
History of Art		1								1
History of art and architecture			1							1
History of Art MA	1									1
History of Design						1				1
History of Science, Technology, and Medicine			1							1
History of War								1		1
History, strand in Intellectual History							1			1
Human and Biological Robotics								1		1
Human Bioarchaeology and Paleopathology			1							1
Human Geography and Urban Studies	1									1
Human Rights	1			1		1				3
Human Rights and Politics						1				1
Human Rights Law				1				2		3
Human Rights, Culture & Social Justice					1					1
Human Trafficking, Migration and Organized Crime						1				1
Human-Computer Interaction								1		1
Inequalities and Social Science					1					1
Inequalities and Social Science							1			1
Infection and Immunity	1									1
Infection, Immunology, and Translational Medicine						1				1
Informatics				1						1
Informatics: CISA: Automated Reasoning, Agents, Data Intensive Research, Knowledge Management				1						1
Information Management & Preservation			1							1
Information Management and Preservation			1							1
Innovation Design Engineering		1				1				2
Inorganic Chemistry				1		1				2
Intellectual History			1							1
Intelligence and International Security			1							1
Intelligent Games and Game Intelligence		1								1
Inter-disciplinary Urban Design		1								1
International and European Politics					1					1
International Business Management with Marketing	1									1
International Development	1					1				2
International Development			1							1
International Development and Humanitarian Emergencies						1				1
International Education and Development	1				1	1				3
International Film Business					1					1
International Health			1							1
International Health Policy (Health Economics)						1				1
International Human Rights and Practice						1				1
International Migration and Public Policy						1				1
International Peace and Security			1							1
International Peace and Security Studies	1									1
International Political Economy	2			1				1		4
International Political Theory				1						1
International Publishing						1				1
International Relations	3	1	3		3	7		4		21
International Relations		1	1			1				3
International Relations					1					1
International Relations							1			1
International Relations MPhil	1	1								2
International Relations of the Middle East				1						1
International Relations of the Middle East with Advanced Arabic		1								1
International Security MA							1			1
International Security Studies	1		1							2
International Slavery Studies			1							1
International Social and Public Policy				1						1
International Social and Public Policy (Migration)			1							1
International Social and Public Policy (Research)			1							1
Irish Studies						1				1
Islamic Studies and History		1								1
Land Economy		1								1
Language Documentation and Description			1							1
Language Sciences (Sign Language and Deaf Studies)						1				1
Language, Culture and History: Hispanic Studies MA						1				1
Late Antique, Islamic and Byzantine Studies						1				1
Latin American Studies				1		1	1	1		4
Latin American Studies		1								1
Law			1							1
Law and Economics				1						1
Law/Criminology		1								1
Leadership for Sustainable Rural Development							1			1
Legal and Political Theory							1			1
Light and Lighting							1			1

Philosophy					1				1
Philosophy			3		2		1		6
Philosophy (BPhil)	1								1
Philosophy and Public Policy							1		1
Philosophy and Public Policy			1				1		2
Philosophy of Medicine and Psychiatry					1				1
Philosophy of Physics							1		1
Philosophy, Politics and Economics of Health			1						1
Physics					1				1
Physics							1	1	2
Physics in the Optics Research group			1						1
Physics with Extended Research					1				1
Physiology, Anatomy and Genetics							1		1
Physiology, Anatomy and Genetics	1								1
Physiology, Anatomy, and Genetics			1						1
Planning			1						1
Plant and Microbial Sciences			1						1
Playwriting			1			1	1		3
Polar Studies							1		1
Policy Studies in Education Master's degree	1								1
Political Theory (MA)					1				1
Political Economy of Development					1				1
Political Science and Political Economy			1						1
Political Sociology							2		2
Political Theory							1		1
Political Theory	1								1
Political Theory				1					1
Political Thought and Intellectual History						1			1
Politics			1						1
Politics (Comparative Government)				1		1	2		4
Politics (European Politics and Society)				1					1
Politics (Political Theory)	2	1							3
Politics (Political Theory)	1				1	2	1		5
Politics and Communication								1	1
Politics and Communication	1					1			2
Politics and International Relations- International Relations								1	1
Politics and International Studies			1						1
Politics of Conflict, Rights & Justice	1								1
Politics Research							1		1
Politics, Philosophy, and Economics							1		1
Post Colonial Studies						1			1
Postcolonial Studies					1			1	2
Prenatal Genetics and Fetal Medicine							1		1
Psychological Research Methods with Data Science							1		1
Psychology	1								1
Psychology						1			1
Psychology of Music				1	1				2
Public & Urban Policy								1	1
Public and Urban Policy	1								1
Public Diplomacy and Global Communication			1						1
Public Health	2					1			3
Public Health	1								1
Public Health						1		1	2
Public Health	3				1	1	1	1	7
Public Health (Environment and Health Stream)		1							1
Public Health for Eye Care							1		1
Public History						1			1
Public Policy	1	1		1					3
Public Policy	2		1		4	2	1		10
Public Policy MA		1					1		2
Quantitative Economic History								1	1
Quantitative Genetics and Genome Analysis		1							1
Quantum Technologies			1						1
Race, Media, & Social Justice						1			1
Radiation Oncology	1								1
Reception of the Classical World	1								1
Refugee and Forced Migration Studies				1		1			2
Refugee and Forced Migration Studies								1	1
Refugee and Forced Migration Studies	1			1	1	1			4
Regional Development and Spatial Planning						1			1
Regulation						1			1
Regulation	1								1
Regulation								1	1
Religion (Theology and Religious Studies)			1						1
Risk and Finance				1					1
Risk, Disaster and Resilience							1		1
Robotics				1					1
Royal Botanic Gardens, Kew, Plant and Fungal Taxonomy, Diversity and Conservation							1		1
Russian and East European Studies			1						1
Russian Studies								2	2
Sacred Music						1			1
Science and Technology Policy			1						1
Science and Technology Policy MSc			1						1
Science, Technology, Engineering and Public Policy PhD				1					1
Scientific Computing				1					1
Scientific Computing				1		1			2
Scientific Computing and Data Analysis							1		1
Security Studies						1			1
Service Design							1		1
Shakespeare and Creativity							1		1
Social and Cultural Anthropology							1		1
Social and Organisational Psychology		1							1
Social and Public Policy			1						1
Social Anthropology	2							1	3
Social Anthropology of Development and Intensive Language (Nepali)								1	1
Social Data Science		1							1
Social Data Science					1	1			2
Social Epidemiology								1	1
Social History of Art	1								1
Social Intervention and Policy Evaluation			1						1
Social Policy and Social Research MSc				1					1
Social Psychology								1	1
Social Research Methods	1								1
Social Science of the Internet				1			1		2
Social Science of the Internet		1	2	1		2		2	8

Social Sciences of the Internet		1							1
Social Work					1				1
Socio-Legal Research				1					1
Socio-Legal Research, Centre for Socio-Legal Studies			1						1
Sociology								1	1
Sociology	2								2
Sociology and Demography							1		1
Sociology and Global Change							1		1
Sociology of Childhood and Children's Rights			2			1			3
Sociology of Reproduction					1				1
Soil Mechanics and Engineering Seismology					1				1
Soils and Sustainability	1								1
South Asian Area Studies			1						1
South East Asian Studies & Intensive Language								1	1
Southeast Asian Studies and Intensive Language								1	1
Space Physiology & Health						1			1
Spatial Data Science and Visualization						1			1
Speech and Language Processing							1		1
Sport & Exercise Science & Medicine								1	1
Sports Policy, Management and Development						1			1
Statistical Science							1		1
Statistical Science								1	1
Statistics	1								1
Statistics								1	1
Statistics (Data Science)			1						1
Statistics with Data Science							1		1
Strategic Communications							1		1
Studies in Poetry								1	1
Sustainability	1								1
Sustainable Cities								1	1
Sustainable Cities MA	1								1
Sustainable Development			1						1
Sustainable Energy Futures			1						1
Sustainable Energy Futures						1			1
Sustainable Energy Systems MSc			1						1
Systematic and Historical Theology			1						1
The Medieval and Renaissance Literature							1		1
The Sociology of Marginality and Exclusion					1		1		2
Theatre Practice			1						1
Theology and Religion	1								1
Theoretical Chemistry, PhD								1	1
Theoretical Neuroscience at Gatsby Computational Neuroscience Unit							1		1
Theoretical Physics			1						2
Theory and History of International Relations	1							1	1
Translation with Intensive Persian					1				1
Transnational Studies							1		1
Transport Planning and Engineering	1								1
Tropical Disease Biology					1				1
Urban Analytics					1				1
Urban Design and City Planning					1				1
Urban Studies	1								1
Urbanisation and Development	1								1
Violence, Conflict and Development							1		1
Violence, Conflict and Development								1	1
Violence, Terrorism and Security							1		1
Visual Communication							1		1
Visual Culture			1						1
Visual Sociology			1						1
Visual, Material and Museum Anthropology	1					1			2
Visual, Material and Museum Anthropology							1		1
War and Psychiatry	1								1
War Studies	1				1			1	3
War Studies MPhil/PhD	1								1
Water and Environmental Management			1						1
Water Science, Policy, and Management					1				1
Water, Sanitation and Health Engineering							1		1
Wild Animal Biology							1		1
Women Peace and Security			1						1
Women, Peace and Security	1							1	2
Women, Peace, and Security					1				1
Women's Health						1			1
Women's Studies	1						1		2
World Heritage Studies						1			1
World History & Culture								1	1
World History & Cultures MA							1		1
Youth Justice							1		1
Zoology			1						1
Zoology							1	1	2

Proposed UK University - Endorsed

	ATL	BOS	CHIG	HOU	LA	NY	SF	DC	Grand Total
Aberystwyth University				1					1
Anglia Ruskin University	1								1
Birkbeck, University of London		1	1				1		3
Cardiff University					1			3	4
City University						1			1
Courtauld Institute of Art		1				1	2		4
Coventry University			1						1
Durham University	1	1	2		2	2	1	2	11
Glasgow Caledonian University			1						1
Glasgow School of Art						1			1
Goldsmiths, University of London		2	4	1	3	3	1	4	18
Guildhall School of Music and Drama	1			1		1		1	4
Imperial College London	6	4	5	5	5	2	2	4	33
King's College London	13	3	7	4	5	8	2	11	53
Kingston University	1			1					2
Liverpool School of Tropical Medicine				1					1
London Film School	1					1			2
London School of Economics and Political Science (LSE)	12	7	19	10	6	15	7	9	85
London School of Hygiene and Tropical Medicine (LSHTM)	7	2	3	4	2	7	5	2	32
Newcastle University	1		1			1	1		4
Queen Margaret University						1			1
Queen Mary, University of London				1		3	1		5
Queen's University of Belfast	1	1	2	1	1	5	1	6	18
Roehampton University			1						1
Royal Academy of Music	1	1		1					3
Royal College of Art		2							6
Royal Holloway, University of London						1			1
Royal Veterinary College			1			1			2
St George's University of London						1			1
St Mary's University						1			1
The Royal Central School of Speech and Drama			1						1
The School of Oriental and African Studies (SOAS)	3	4	3	4	2	7	5	8	36
Trinity Laban Conservatoire of Music and Drama						1			1
University College London (UCL)	8	6	8	4	9	14	5	7	61
University of Aberdeen						1			1
University of Bath						1			1
University of Birmingham	3		1		1	3			8
University of Bristol	1	1	3	3			1		9
University of Buckingham	1								1
University of Cambridge	11	10	12	13	6	25	15	6	98
University of East Anglia		2	4						6
University of Edinburgh	10	6	5	11	7	18	6	5	68
University of Essex				1					1
University of Exeter		2	3	1	4	1	1		12
University of Glasgow	2	1	4	2	1	3	2	3	18
University of Kent	1		1			3			5
University of Leeds	1	1	3			1	1	1	8
University of Leicester			1		1				2
University of Lincoln			1						1
University of Liverpool	1		2					1	4
University of Manchester		1	5	2		1		4	13
University of Nottingham			2					1	3
University of Oxford	32	26	41	32	24	50	27	25	257
University of Plymouth			1						1
University of Reading					1		1		2
University of Sheffield	2	1		1	2	1	3	1	11
University of Southampton	1			1					2
University of St Andrews	2		5	1	3	2	1	4	18
University of Strathclyde						1			1
University of Surrey								1	1
University of Sussex	6		6	3	2	4	5	2	28
University of the Highlands and Islands						1			1
University of Warwick	1	2		1		2	1		7
University of York	2	1	4		1	3		1	12
Grand Total	134	89	164	111	89	203	98	112	1000

Total Number- Interviewed

	ATL	BOS	CHIG	HOU	LA	NY	SF	DC	Total
BY REGION	21	16	26	21	16	24	20	16	160
% of Regional Pool	13.1%	10.0%	16.3%	13.1%	10.0%	15.0%	12.5%	10.0%	
GENDER									
Men	10	5	12	9	6	9	8	8	67
% of Regional Pool	47.62%	31.25%	46.15%	42.86%	37.50%	37.50%	38.10%	50.00%	
% of National Pool	6.25%	3.13%	7.50%	5.63%	3.75%	5.63%	5.00%	5.00%	41.88%
Women	11	11	14	12	10	15	12	8	93
% of Regional Pool	52.38%	68.75%	53.85%	57.14%	62.50%	62.50%	60.00%	50.00%	
% of National Pool	6.88%	6.88%	8.75%	7.50%	6.25%	9.38%	7.50%	5.00%	58.13%
PELL GRANT ELIGIBLE									
Yes	4	4	4	2	4	4	4	4	30
% of Regional Pool	19.05%	25.00%	15.38%	9.52%	25.00%	16.67%	20.00%	25.00%	
% of National Pool	2.50%	2.50%	2.50%	1.25%	2.50%	2.50%	2.50%	2.50%	18.75%
No	17	12	22	19	12	20	16	12	130
% of Regional Pool	80.95%	75.00%	84.62%	90.48%	75.00%	83.33%	80.00%	75.00%	
% of National Pool	10.63%	7.50%	13.75%	11.88%	7.50%	12.50%	10.00%	7.50%	81.25%
UNIVERSITIES PRESENTING CANDIDATES									
Ivy League	0	6	4	2	4	6	1	2	25
% of Regional Pool	0.00%	37.50%	15.38%	9.52%	25.00%	25.00%	5.00%	12.50%	
% of National Pool	0.00%	3.75%	2.50%	1.25%	2.50%	3.75%	0.63%	1.25%	15.63%
Other Private Universities	12	7	7	11	6	12	12	6	73
% of Regional Pool	57.14%	43.75%	26.92%	52.38%	37.50%	50.00%	60.00%	37.50%	
% of National Pool	7.50%	4.38%	4.38%	6.88%	3.75%	7.50%	7.50%	3.75%	45.63%
State/Public Universities	8	3	12	6	4	4	4	7	48
% of Regional Pool	38.10%	18.75%	46.15%	28.57%	25.00%	16.67%	20.00%	43.75%	
% of National Pool	5.00%	1.88%	7.50%	3.75%	2.50%	2.50%	2.50%	4.38%	30.00%
Service Academies	1	0	3	2	2	2	3	1	14
% of Regional Pool	4.76%	0.00%	11.54%	9.52%	12.50%	8.33%	15.00%	7.69%	
% of National Pool	0.64%	0.00%	1.91%	1.27%	1.27%	1.27%	1.91%	0.64%	8.75%
PREFERRED UK UNIVERSITY									
University of Oxford	5	5	11	9	2	2	5	1	40
% of Regional Pool	23.81%	31.25%	42.31%	42.86%	12.50%	8.33%	25.00%	6.25%	
% of National Pool	3.13%	3.13%	6.88%	5.63%	1.25%	1.25%	3.13%	0.63%	25.00%
University of Cambridge	4	2	1	2	1	7	6	0	23
% of Regional Pool	19.05%	12.50%	3.85%	9.52%	6.25%	29.17%	30.00%	0.00%	
% of National Pool	2.50%	1.25%	0.63%	1.25%	0.63%	4.38%	3.75%	0.00%	14.38%
Universities in London	6	2	7	6	8	5	2	9	45
% of Regional Pool	28.57%	12.50%	26.92%	28.57%	50.00%	20.83%	10.00%	69.23%	
% of National Pool	3.75%	1.25%	4.38%	3.75%	5.00%	3.13%	1.25%	5.63%	28.13%
Other English Universities	3	5	6	2	3	4	4	5	32
% of Regional Pool	14.29%	31.25%	23.08%	9.52%	18.75%	16.67%	20.00%	31.25%	
% of National Pool	1.88%	3.13%	3.75%	1.25%	1.88%	2.50%	2.50%	3.13%	20.00%
Northern Irish Universities	0	0	0	0	0	2	0	0	2
% of Regional Pool	0.00%	0.00%	0.00%	0.00%	0.00%	8.33%	0.00%	0.00%	
% of National Pool	0.00%	0.00%	0.00%	0.00%	0.00%	1.27%	0.00%	0.00%	1.25%
Scottish Universities	3	2	1	1	1	4	3	1	16
% of Regional Pool	14.29%	12.50%	3.85%	4.76%	6.25%	16.67%	15.00%	7.69%	
% of National Pool	1.91%	1.27%	0.64%	0.64%	0.64%	2.55%	1.91%	0.64%	10.00%
Welsh Universities	0	0	0	1	1	0	0	0	2
% of Regional Pool	0.00%	0.00%	0.00%	4.76%	6.25%	0.00%	0.00%	0.00%	
% of National Pool	0.00%	0.00%	0.00%	0.64%	0.64%	0.00%	0.00%	0.00%	1.25%

Universities Presenting Candidates -Interviewed

		ATL	BOS	CHIG	HOU	LA	NY	SF	DC	Grand Total
California	California State University - Fresno							1		1
	California State University - San Marcos					1				1
	Pomona College					1				1
	Stanford University	2			2			2		6
	University of California - Berkeley					1				1
	University of California - Los Angeles					1				1
	University of Southern California	1				1				2
Colorado	United States Air Force Academy	1		1	1	1				4
	University of Colorado System - Boulder				1					1
	University of Denver				1					1
Connecticut	University of Connecticut		1							1
	Yale University		2		1	1	1			5
District of Columbia	American University							1		1
	George Washington University						1			1
	Georgetown University	1	1		1		1	1		5
	Howard University							1		1
Florida	University of Florida	1								1
	University of South Florida	1								1
Georgia	Agnes Scott College	1								1
	Emory University	2								2
	Georgia Institute of Technology	1			1					2
	Georgia State University	1								1
Idaho	Boise State University						1			1
Illinois	Northern Illinois University			1						1
Indiana	Indiana University			1						1
	University of Notre Dame			1		1				2
Iowa	Iowa State University			1						1
Kansas	Kansas State University			1						1
	University of Kansas			1						1
Louisiana	Tulane University				1					1
Maryland	Johns Hopkins University							1		1
	National Intelligence University					1				1
	United States Naval Academy			1		1	1	2		5
	University of Maryland - Baltimore County								1	1
	Amherst College		1							1
Massachusetts	Boston University		1					1		2
	Brandeis University							1		1
	Harvard University		2			1				3
	Massachusetts Institute of Technology	1	2	3		1	1	2		10
	Mount Holyoke College								1	1
	Northeastern University		1							1
	Smith College							1		1
	Williams College			1						1
	Michigan State University			2						2
	University of Michigan - Ann Arbor				1				1	2
Mississippi	University of Mississippi	1								1
Missouri	University of Missouri - Columbia			1						1
Nevada	University of Nevada-Las Vegas					1				1
New Hampshire	Dartmouth College		1			1	2	1		5
	University of New Hampshire		1							1
New Jersey	Princeton University		1	3	1	1	1		1	8
	Rutgers University - New Brunswick						1			1
	Seton Hall University							1		1
New York	Columbia University			1			2			3
	New York University					2				2
	Saint John's University						1			1
	State University of New York - Buffalo						1			1
	State University of New York - Stony Brook						1			1
	Syracuse University		1				1			2
	United States Merchant Marine Academy							1		1
	United States Military Academy				1	1	1		1	4
	Vassar College				1					1
	Duke University	1			2		3			6
North Carolina	University of North Carolina - Chapel Hill	2						1		3
	Wake Forest University	1								1
Ohio	Denison University			1						1
	Oberlin College							1		1
	Ohio State University System			1				1		2
	University of Cincinnati			1						1
Pennsylvania	Gettysburg College					1			1	

	Swarthmore College						1		1	
	Temple University						1		1	
	University of Pennsylvania	1					3		4	
Rhode Island	Brown University							1	1	
	University of Rhode Island		1						1	
Texas	Baylor University					1			1	
	Southern Methodist University						2		2	
	University of Texas - Austin						2		2	
Virginia	College of William and Mary							1	1	
	Hampton University	1							1	
	University of Virginia	1			1			1	3	
	Virginia Polytechnic Institute and University							1	1	
	Washington & Lee University			1				1	2	
Washington	Seattle University							1	1	
	Washington State University							1	1	
Wisconsin	University of Wisconsin - Madison				2				2	
Wyoming	University of Wyoming							1	1	
Grand Total		21	16	26	21	16	24	20	13	160

Medical Science (CRUK CI)							1		1
Medical Science (Haematology, CRUKCI, or CIMR)						1			1
Medical Sciences-CRUK (Oxford-Cambridge Scholars Program)			1						1
MFA Fine Art				1					1
Migration and Global Development			1						1
Modern Languages and Cultures (Russian)					1				1
MPhil Environmental Change and Management			1						1
MPhil in Comparative Social Policy						1			1
MPhil in Economics		1							1
MPhil in Philosophy						1			1
MPhil in Public Policy	1						1		1
MPhil in Visual, Material and Museum Anthropology	1								1
MRes/PhD in Economics						1			1
MSc by Research in Informatics				1					1
MSc by Research in Oncology		1							1
MSc Contemporary Identities				1					1
MSc Empires, Colonialism, and Globalisation							1		1
MSc in Econometrics Mathematical and Economics			1						1
MSc in Economics and Philosophy		1							1
MSc in Evidence-based Social Intervention and Policy Evaluation							1		1
MSc in Mathematical Modelling and Scientific Computing			1						1
MSc in Mathematics and Foundations of Computer Science					1				1
MSc in Migration Studies				1					1
MSc in Regulation					1				1
MSc in Social Science of the Internet				1			1		2
MSc Politics and Communication								1	1
MSc Violence, Conflict and Development							1		1
MSt in English (1830-1914)		1							1
Museums, Heritage and Material Culture Studies								1	1
Musical Theatre Performance			1						1
Nationalism Studies		1							1
Neurology					1				1
Nutrition for Global Health			1						1
Oncology			1						1
Physics							1		1
Political Sociology						1			1
Political Thought and Intellectual History						1			1
Politics (Political Theory)		1					1		2
Politics and Communication		1							1
Politics of Conflict, Rights & Justice			1						1
Postcolonial Studies					1				1
Psychology						1			1
Public and Urban Policy			1						1
Public Health						1			1
Public Policy			1						1
Quantitative Economic History								1	1
Regulation								1	1
Science and Technology Policy MSc			1						1
Science, Technology, Engineering and Public Policy PhD				1					1
Shakespeare and Creativity						1			1
Social Research Methods		1							1
Social Science of the Internet			1		1				2
Social Sciences of the Internet				1					1
Socio-Legal Research, Centre for Socio-Legal Studies				1					1
Sociology of Childhood and Children's Rights			1						1
The Sociology of Marginality and Exclusion					1		1		2
Transport Planning and Engineering			1						1
Violence, Conflict and Development								1	1
Violence, Terrorism and Security						1			1
War Studies								1	1
War Studies MPhil/PhD		1							1
Water and Environmental Management			1						1
Zoology								1	1
Grand Total	21	16	26	21	16	24	20	13	160

Proposed UK University-Interviewed

	ATL	BOS	CHIG	HOU	LA	NY	SF	DC	Grand Total
Aberystwyth University				1					1
Cardiff University					1				1
Durham University			1						1
Goldsmiths, University of London			2		2			2	6
Guildhall School of Music and Drama								1	1
Imperial College London	1		1	1					3
King's College London	3		1		1			1	6
London School of Economics and Political Science (LSE)	2		1	1	2	3	1	4	14
London School of Hygiene and Tropical Medicine (LSHTM)			1	1					2
Queen Mary, University of London				1					1
Queen's University of Belfast						2			2
Royal Academy of Music		1							1
Royal College of Art		1							1
The School of Oriental and African Studies (SOAS)		1		1	1	2	1	3	9
University College London (UCL)			1	1	2				4
University of Birmingham						1			1
University of Bristol		1	1	1					3
University of Buckingham	1								1
University of Cambridge	4	2	1	2	1	7	6		23
University of East Anglia		2							2
University of Edinburgh	2	1		1		3	2	1	10
University of Glasgow	1	1					1		3
University of Kent						1			1
University of Leeds		1	1				1	1	4
University of Liverpool			1						1
University of Nottingham								1	1
University of Oxford	5	5	11	9	2	2	5	1	40
University of Reading					1				1
University of Sheffield					1		1	1	3
University of St Andrews			1		1				2
University of Sussex	2		1	1	1		2		7
University of the Highlands and Islands						1			1
University of York			1			2			3
Grand Total	21	16	26	21	16	24	20	13	160

Universities Presenting Candidates - Selected

		ATL	BOS	CHIG	HOU	LA	NY	SF	DC	Grand Total
California	Pomona College					1				1
	Stanford University	1						1		2
	University of California - Los Angeles					1				1
Colorado	United States Air Force Academy	1		1	1					3
District of Columbia	George Washington University							1		1
	Georgetown University	1	1							2
	Howard University								1	1
Florida	University of Florida	1								1
Indiana	Indiana University			1						1
Kansas	Kansas State University			1						1
	University of Kansas			1						1
Louisiana	Tulane University				1					1
Maryland	United States Naval Academy						1			1
Massachusetts	Brandeis University							1		1
	Massachusetts Institute of Technology			1				1		2
	Northeastern University		1							1
Michigan	Michigan State University			1						1
	University of Michigan - Ann Arbor								1	1
New Hampshire	Dartmouth College					1				1
New Jersey	Princeton University		1	1						2
	Rutgers University - New Brunswick						1			1
New York	Columbia University						2			2
	New York University					1				1
	State University of New York - Stony Brook						1			1
	Syracuse University		1							1
	United States Military Academy						1			1
North Carolina	University of North Carolina - Chapel Hill	1							1	2
	Wake Forest University	1								1
Pennsylvania	Swarthmore College						1			1
	University of Pennsylvania						2			2
Rhode Island	Brown University							1		1
Texas	Baylor University				1					1
	University of Texas - Austin				1					1
Virginia	University of Virginia	1								1
	Virginia Polytechnic Institute and State University								1	1
Washington	Washington State University						1			1
Wisconsin	University of Wisconsin - Madison			1						1
Grand Total		7	4	8	4	4	9	5	5	46

Proposed Field of Study - Selected

	ATL	BOS	CHIG	HOU	LA	NY	SF	DC	Grand Total
Algal Biotechnology, Biology and Ecology						1			1
Anthropology in Media and Intensive Language						1			1
Artificial Intelligence				1					1
Atmosphere, Oceans and Climate					1				1
Basic and Translational Neuroscience							1		1
Biological Science (Biochemistry)	1								1
Biotechnology						1			1
Chemistry by Research						1			1
Climate Change		1							1
Comparative Social Policy			1						1
Contemporary Chinese Studies				1					1
Digital Humanities					1				1
Economics			1						1
Econometrics Mathematical and Economics			1						1
Energy and Environmental Engineering							1		1
Energy, Society and Sustainability						1			1
English (1830-1914)	1								1
Environment, Politics, and Development				1					1
Evidence-based Social Intervention and Policy Evaluation							1		1
Genomic Medicine			1						1
Global Health	1								1
Guildhall Artist Masters in Performance (MMus/MPerf in Performance)								1	1
Health Informatics								1	1
Human Rights, Culture & Social Justice					1				1
International Human Rights and Practice						1			1
International Security Studies			1						1
Latin American Studies						1			1
Marine Systems and Policy							1		1
Pure Mathematics	1								1
Mathematics							1		1
Mathematical Modelling and Scientific Computing			1						1
Mathematical and Theoretical Physics			1						1
Medical Anthropology								1	1
Medical Science (Haematology, CRUKCI, or CIMR)						1			1
Migration and Global Development				1					1
Museums, Heritage and Material Culture Studies								1	1
Nationalism Studies	1								1
Oncology			1						1
Philosophy		1							1
Psychology						1			1
Regulation					1				1
Social Research Methods	1								1
Transport Planning and Engineering		1							1
Violence, Conflict and Development								1	1
Visual, Material and Museum Anthropology	1								1
Water and Environmental Management		1							1
Grand Total	7	4	8	4	4	9	5	5	46

Proposed UK Universities - Selected

	ATL	BOS	CHIG	HOU	LA	NY	SF	DC	Grand Total
Goldsmiths, University of London					1				1
Guildhall School of Music and Drama								1	1
Imperial College London			1	1					2
King's College London	1				1				2
London School of Economics and Political Science (LSE)			1		1				2
The School of Oriental and African Studies (SOAS)				1		1		3	5
University of Bristol		1							1
University of Cambridge	2					3	2		7
University of East Anglia		1							1
University of Edinburgh	1					2	1		4
University of Leeds		1						1	2
University of Oxford	2	1	5	1			1		10
University of Reading					1				1
University of Sheffield							1		1
University of St Andrews			1						1
University of Sussex	1			1					2
University of the Highlands and Islands						1			1
University of York						2			2
Grand Total	7	4	8	4	4	9	5	5	46

Ethnicity Statistics

Endorsed

Identified as Hispanic/Latino

	American Indian or Alaska Native	Asian (including Indian Subcontinent and Phillipines)	Black or African American (including Caribbean)	Two or more races	Native Hawaiian or Other Pacific Islander	Decline to Respond	White (including Middle Eastern)	Total
Path Selected								
One Year	0	0	1	1	0	0	3	5
Two Year	0	3	2	5	0	12	27	49
	0	3	3	6	0	12	30	54
% of total applicants								5.40%
Gender								
Men	0	3	1	3	0	5	13	25
Women	0	0	2	3	0	7	17	29

Did not Identify as Hispanic or Latino

	American Indian or Alaska Native Alone	Asian (including Indian Subcontinent and Phillipines)	Black or African American (including Caribbean)	Two or more races	Native Hawaiian or Other Pacific Islander	Decline to Respond	White (including Middle Eastern)	Total
Path Selected								
One Year	0	14	11	8	0	6	82	121
Two Year	1	133	45	47	0	34	565	825
	1	147	56	55	0	40	647	946
% of total applicants	0.10%	14.70%	5.60%	5.50%	0.00%	4.00%	64.70%	
Gender								
Men	0	66	9	20	0	14	243	352
Women	1	81	47	35	0	26	404	594

Interviewed

Identified as Hispanic/Latino

	American Indian or Alaska Native	Asian (including Indian Subcontinent and Phillippines)	Black or African American (including Caribbean)	Two or more races	Native Hawaiian or Other Pacific Islander	Decline to Respond	White (including Middle Eastern)	Total
Path Selected								
One Year	0	0	0	0	0	0	0	0
Two Year	0	2	0	2	0	3	4	11
	0	2	0	2	0	3	4	11
% of total interviews								6.88%
Gender								
Men	0	2	0	1	0	2	2	7
Women	0	0	0	1	0	1	2	4

Did not Identify as Hispanic or Latino

	American Indian or Alaska Native	Asian (including Indian Subcontinent and Phillippines)	Black or African American (including Caribbean)	Two or more races	Native Hawaiian or Other Pacific Islander	Decline to Respond	White (including Middle Eastern)	Total
Path Selected								
One Year	0	1	1	1	0	1	14	18
Two Year	0	27	14	5	0	3	82	131
	0	28	15	6	0	4	96	149
% of total interviews	0.00%	17.50%	9.38%	3.75%	0.00%	2.50%	60.00%	
Gender								
Men	0	14	4	3	0	0	39	60
Women	0	14	11	3	0	4	57	89

Selected

Identified as Hispanic/Latino

	American Indian or Alaska Native	Asian (including Indian Subcontinent and Phillippines)	Black or African American (including Caribbean)	Two or more races	Native Hawaiian or Other Pacific Islander	Decline to Respond	White (including Middle Eastern)	Total
Path Selected								
One Year	0	0	0	0	0	0	0	0
Two Year	0	2	0	0	0	1	1	4
								4
% of total selected								9%
Gender								
Men	0	2	0	0	0	1	0	3
Women	0	0	0	0	0	0	1	1

Did not Identify as Hispanic or Latino

	American Indian or Alaska Native	Asian (including Indian Subcontinent and Phillippines)	Black or African American (including Caribbean)	Two or more races	Native Hawaiian or Other Pacific Islander	Decline to Respond	White (including Middle Eastern)	Total
Path Selected								
One Year	0	0	1	0	0	0	5	6
Two Year	0	6	5	0	0	1	24	36
	0	6	6	0	0	1	29	42
	0%	13%	13%	0%	0%	2%	63%	
Gender								
Men	0	3	0	0	0	0	12	15
Women	0	3	6	0	0	1	17	27

Classifications based on US Census