



Marshall Aid Commemoration Commission

2019 Competition Statistics

## Trends

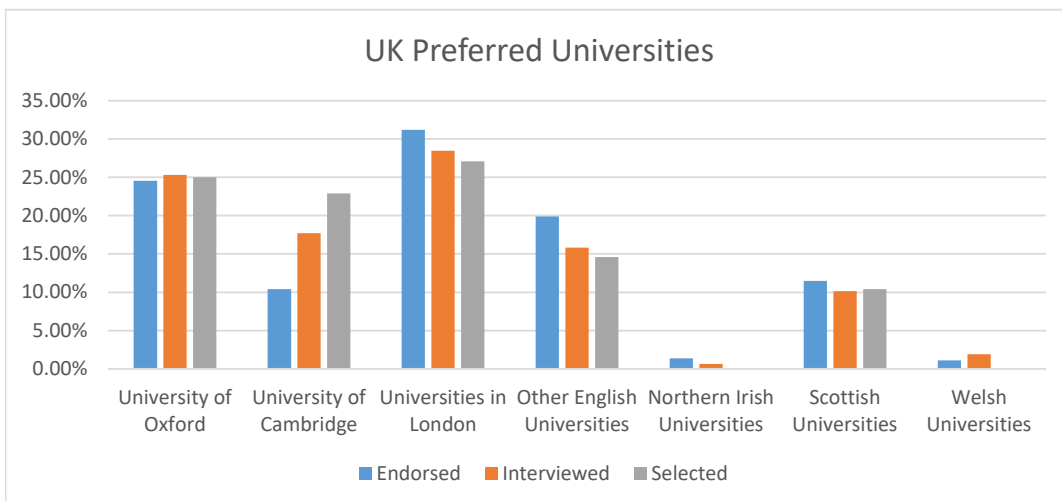
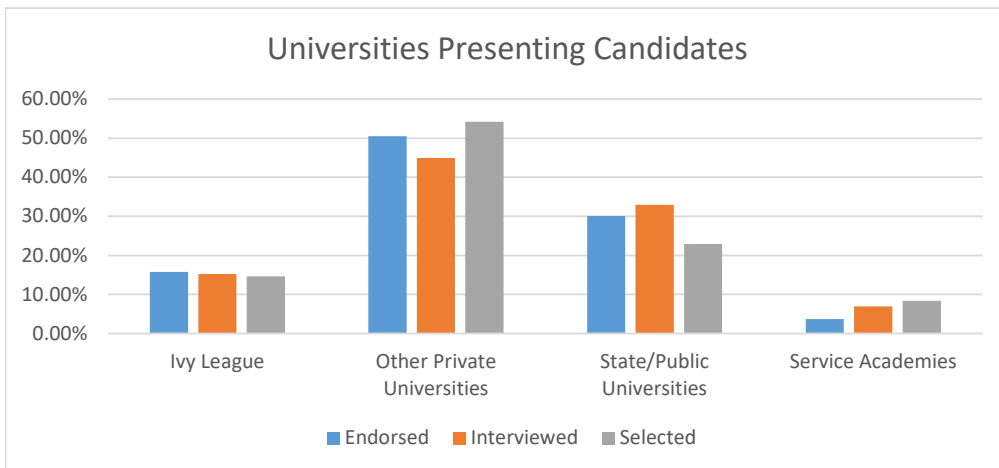
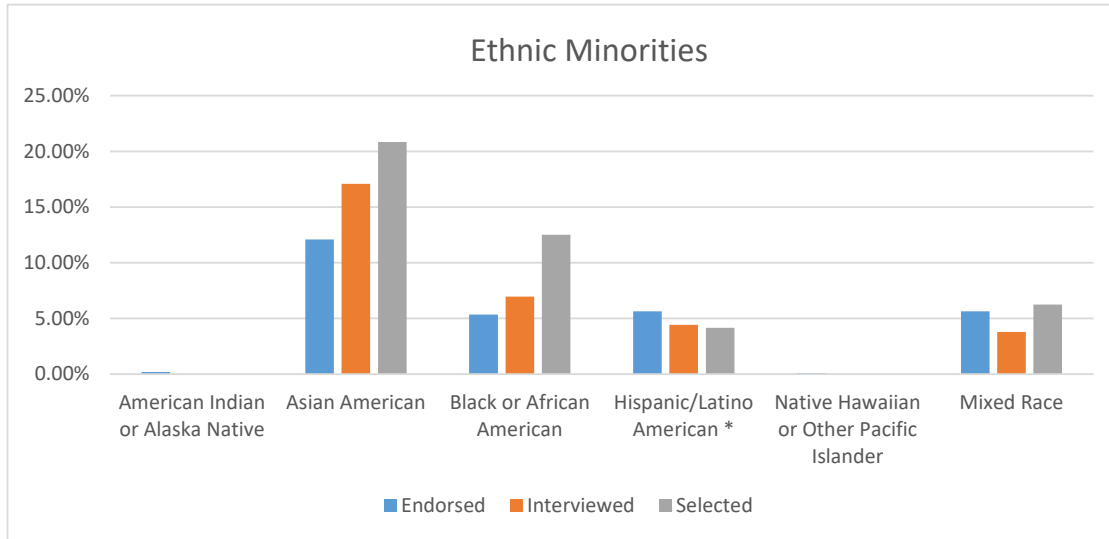
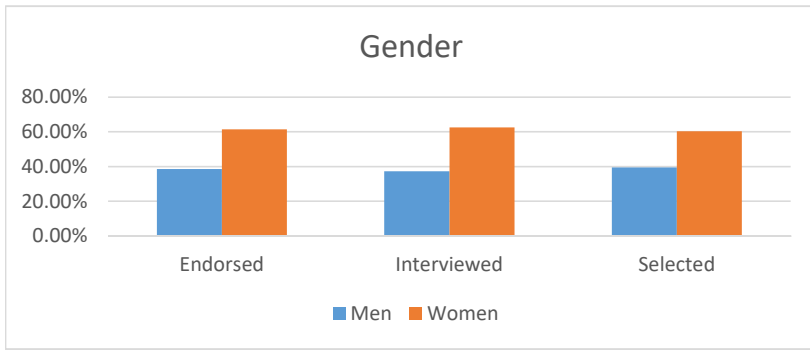
	Endorsed	Interviewed	Selected
<b>Candidates Under Review</b>	1010	158	48
<b>Path Selected</b>			
One Year	13.07%	3.80%	2.08%
Two Year	86.93%	96.20%	97.92%
<b>Gender</b>			
Men	38.61%	37.34%	39.58%
Women	61.39%	62.66%	60.42%
<b>Ethnicity</b>			
American Indian or Alaska Native	0.20%	0.00%	0.00%
Asian American	12.08%	17.09%	20.83%
Black or African American	5.35%	6.96%	12.50%
Hispanic/Latino American *	5.64%	4.43%	4.17%
White	67.43%	64.56%	52.08%
Native Hawaiian or Other Pacific Islander	0.10%	0.00%	0.00%
Mixed Race	5.64%	3.80%	6.25%
Prefer not to answer	3.56%	3.16%	4.17%
<b>Universities Presenting Candidates</b>			
Ivy League	15.74%	15.19%	14.58%
Other Private Universities	50.50%	44.94%	54.17%
State/Public Universities	30.10%	32.91%	22.92%
Service Academies	3.66%	6.96%	8.33%
<b>Preferred UK University</b>			
University of Oxford	24.55%	25.32%	25.00%
University of Cambridge	10.40%	17.72%	22.92%
Universities in London	31.19%	28.48%	27.08%
Other English Universities	19.90%	15.82%	14.58%
Northern Irish Universities	1.39%	0.63%	0.00%
Scottish Universities	11.49%	10.13%	10.42%
Welsh Universities	1.09%	1.90%	0.00%

\* Applicants were asked for their self-identified race or ethnicity. Definitions were not provided. The United States government permits individuals from any race to identify as Hispanic and uses a multi-step question to determine ethnic and racial demographic data.

The simpler and more applicant-friendly self-identification approach used by the Commission may therefore undercount Hispanic applicants, interviewees, and Scholars

## Trends Numbers

	Endorsed	Interviewed	Selected
<b>Candidates Under Review</b>	1010	158	43
<b>Path Selected</b>			
One Year	132	6	1
Two Year	878	152	47
<b>Gender</b>			
Men	390	59	19
Women	620	99	29
<b>Ethnicity</b>			
American Indian or Alaska Native	2	0	0
Asian American	122	27	10
Black or African American	54	11	6
Hispanic/Latino American	57	7	2
White	681	102	25
Native Hawaiian or Other Pacific Islander	1	0	0
Mixed Race	57	6	3
Prefer not to answer	36	5	2
<b>Universities Presenting Candidates</b>			
Ivy League	159	24	7
Other Private Universities	510	71	26
State/Public Universities	304	52	11
Service Academies	37	11	4
<b>Preferred UK University</b>			
University of Oxford	248	40	12
University of Cambridge	105	28	11
Universities in London	315	45	13
Other English Universities	201	25	7
Northern Irish Universities	14	1	0
Scottish Universities	116	16	5
Welsh Universities	11	3	0



**Comparisons**

	2004	Endorsed			2007	2008	2009	2010	2011	2012	2013	2014	2015	2016	2017	2018	2019
<b>Gender</b>																	
Men	51.0%	48.1%	47.4%	50.0%	50.3%	49.4%	45.2%	48.1%	52.1%	48.5%	45.8%	46.6%	43.9%	44.2%	42.9%	38.6%	
Women	49.0%	51.9%	52.6%	50.0%	49.7%	50.6%	54.8%	51.9%	47.9%	51.5%	54.2%	53.4%	56.1%	55.8%	57.1%	61.4%	
<b>Path Selected</b>																	
One Year	0.0%	0.0%	0.0%	0.0%	0.0%	0.0%	16.0%	16.0%	14.0%	14.0%	12.0%	14.0%	14.2%	15.9%	14.0%	13.1%	
Two Year	100.0%	100.0%	100.0%	100.0%	100.0%	100.0%	84.0%	84.0%	86.0%	86.0%	88.0%	86.0%	85.8%	84.1%	86.0%	86.9%	
<b>Ethnicity *</b>																	
American Indian or Alaska Native	0.0%	0.0%	0.0%	0.0%	0.0%	0.0%	0.0%	0.0%	0.0%	0.0%	0.0%	0.0%	0.0%	0.42%	0.65%	0.20%	
Asian American	0.0%	0.0%	0.0%	0.0%	0.0%	0.0%	0.0%	0.0%	0.0%	0.0%	0.0%	0.0%	0.0%	11.31%	12.92%	12.08%	
Black or African American	0.0%	0.0%	0.0%	0.0%	0.0%	0.0%	0.0%	0.0%	0.0%	0.0%	0.0%	0.0%	0.0%	5.07%	5.81%	5.35%	
Hispanic/Latino American	0.0%	0.0%	0.0%	0.0%	0.0%	0.0%	0.0%	0.0%	0.0%	0.0%	0.0%	0.0%	0.0%	3.07%	4.95%	5.64%	
White	0.0%	0.0%	0.0%	0.0%	0.0%	0.0%	0.0%	0.0%	0.0%	0.0%	0.0%	0.0%	0.0%	69.77%	67.60%	67.43%	
Native Hawaiian or Other Pacific Islander	0.0%	0.0%	0.0%	0.0%	0.0%	0.0%	0.0%	0.0%	0.0%	0.0%	0.0%	0.0%	0.0%	0.11%	0.22%	0.10%	
Mixed Race	0.0%	0.0%	0.0%	0.0%	0.0%	0.0%	0.0%	0.0%	0.0%	0.0%	0.0%	0.0%	0.0%	5.29%	4.74%	5.64%	
Prefer not to answer	0.0%	0.0%	0.0%	0.0%	0.0%	0.0%	0.0%	0.0%	0.0%	0.0%	0.0%	0.0%	0.0%	4.97%	3.12%	3.56%	
Overall percentage	0.0%	0.0%	0.0%	0.0%	0.0%	0.0%	0.0%	0.0%	0.0%	0.0%	0.0%	0.0%	0.0%	25.0%	28.0%	29.0%	
<b>Universities Presenting Candidates</b>																	
Ivy League	16.0%	11.8%	11.2%	12.3%	10.8%	10.7%	11.9%	12.8%	13.1%	15.8%	16.3%	16.7%	17.4%	16.8%	15.50%	15.74%	
Other Private Universities	41.8%	52.2%	54.3%	51.5%	51.0%	46.7%	50.9%	51.8%	52.2%	47.3%	47.9%	48.4%	47.3%	49.8%	49.41%	50.50%	
State/Public Universities	37.4%	30.1%	30.1%	31.3%	31.9%	30.2%	31.2%	30.2%	29.9%	32.0%	30.1%	31.9%	32.1%	30.9%	33.05%	30.10%	
Service Academies	4.8%	5.4%	4.4%	4.5%	6.1%	5.3%	5.9%	5.2%	4.8%	4.2%	5.5%	3.0%	3.3%	2.5%	2.05%	3.66%	
Employer Endorsed	0.0%	0.5%	0.0%	0.4%	0.1%	0.3%	0.1%	0.0%	0.0%	1.0%	0.1%	0.1%	0.0%	0.0%	0.00%	0.0%	
<b>Preferred UK University</b>																	
University of Oxford	32.3%	32.0%	31.5%	32.4%	30.9%	30.8%	28.0%	29.3%	26.9%	28.2%	29.1%	31.0%	27.6%	25.5%	25.4%	24.6%	
University of Cambridge	12.7%	13.0%	12.9%	13.0%	12.3%	12.4%	11.4%	12.9%	11.6%	11.2%	11.4%	11.3%	10.3%	10.6%	12.6%	10.4%	
Universities in London	22.6%	25.7%	25.9%	26.7%	25.4%	26.3%	31.0%	29.5%	33.0%	32.9%	33.9%	30.0%	29.3%	34.1%	32.8%	31.2%	
Other English Universities	20.9%	19.3%	18.7%	17.4%	20.1%	17.5%	18.6%	17.6%	17.5%	15.9%	16.4%	16.3%	15.1%	17.1%	16.9%	19.9%	
Nothern Irish Universities	1.6%	0.9%	1.4%	1.0%	1.2%	1.7%	1.1%	1.5%	1.0%	0.7%	0.3%	1.0%	1.2%	1.0%	1.0%	1.4%	
Scottish Universities	8.8%	7.6%	8.8%	8.5%	8.2%	10.3%	8.3%	7.9%	9.1%	10.3%	7.8%	9.7%	15.3%	11.4%	10.1%	11.5%	
Welsh Universities	1.3%	1.5%	0.7%	0.6%	1.8%	1.0%	1.5%	1.2%	0.8%	0.7%	1.0%	0.6%	1.3%	0.3%	1.2%	1.1%	

**Comparisons**

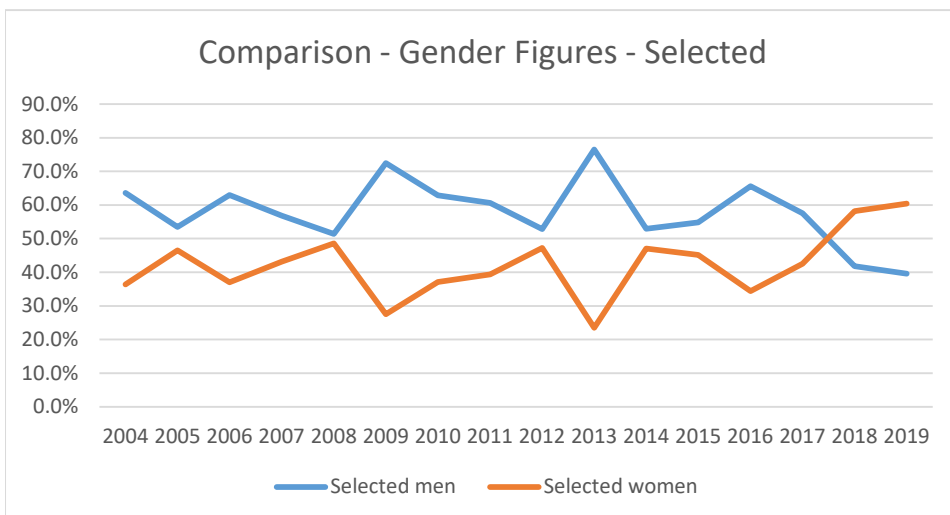
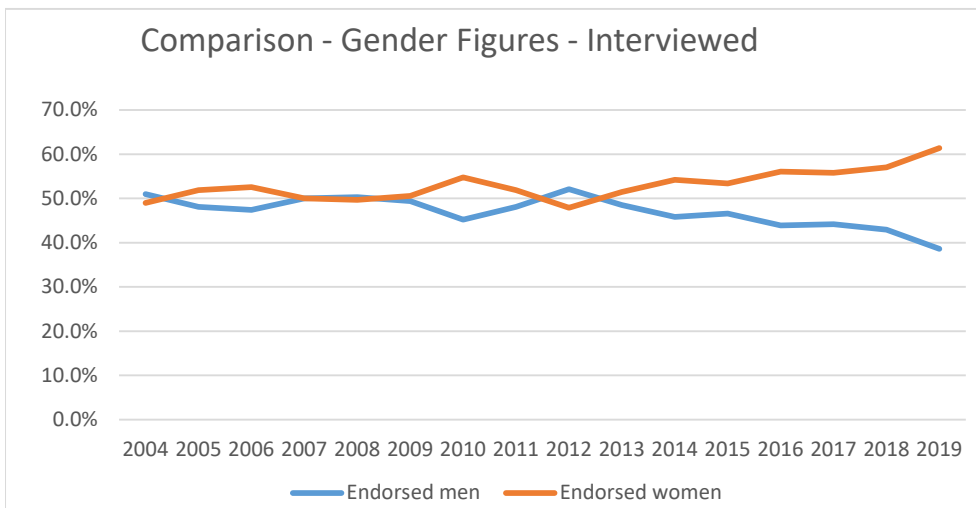
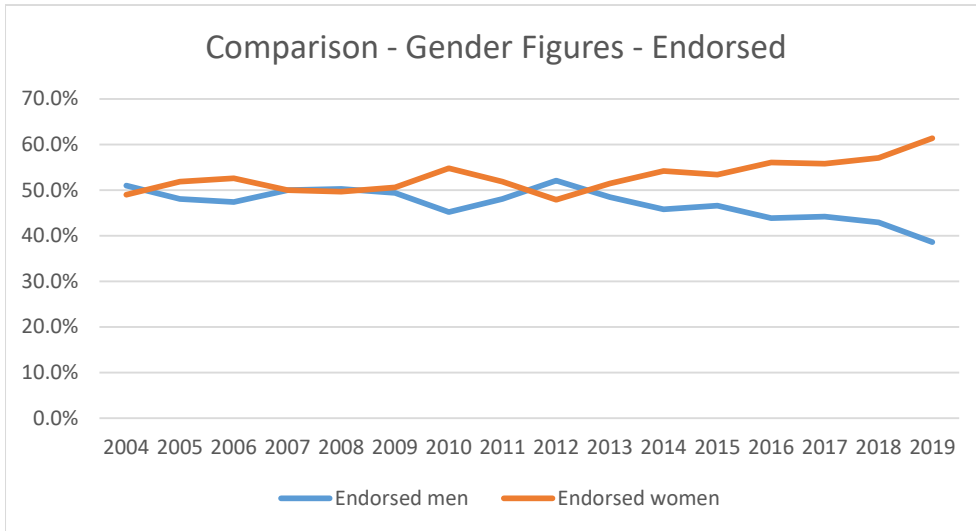
	Interviewed															
	2004	2005	2006	2007	2008	2009	2010	2011	2012	2013	2014	2015	2016	2017	2018	2019
<b>Gender</b>																
Men	61.0%	52.5%	52.8%	51.8%	58.3%	59.3%	56.8%	57.6%	53.9%	57.2%	46.8%	49.4%	49.4%	44.0%	46.3%	37.3%
Women	39.0%	47.5%	47.2%	48.2%	41.7%	40.7%	43.2%	42.4%	46.1%	42.8%	53.2%	50.6%	50.6%	56.0%	53.7%	62.7%
<b>Path Selected</b>																
One Year	0.0%	0.0%	0.0%	0.0%	0.0%	0.0%	15.0%	15.0%	10.0%	10.0%	5.1%	15.0%	10.1%	5.0%	9.8%	3.8%
Two Year	100.0%	100.0%	100.0%	100.0%	100.0%	100.0%	85.0%	85.0%	90.0%	90.0%	94.9%	85.0%	89.9%	95.0%	90.2%	96.2%
<b>Ethnicity *</b>																
American Indian or Alaska Native	0.0%	0.0%	0.0%	0.0%	0.0%	0.0%	0.0%	0.0%	0.0%	0.0%	0.0%	0.0%	0.0%	0.0%	0.61%	0.00%
Asian American	0.0%	0.0%	0.0%	0.0%	0.0%	0.0%	0.0%	0.0%	0.0%	0.0%	0.0%	0.0%	0.0%	0.0%	13.8%	20.12%
Black or African American	0.0%	0.0%	0.0%	0.0%	0.0%	0.0%	0.0%	0.0%	0.0%	0.0%	0.0%	0.0%	0.0%	4.4%	6.71%	6.96%
Hispanic/Latino American	0.0%	0.0%	0.0%	0.0%	0.0%	0.0%	0.0%	0.0%	0.0%	0.0%	0.0%	0.0%	0.0%	5.7%	3.05%	4.43%
White	0.0%	0.0%	0.0%	0.0%	0.0%	0.0%	0.0%	0.0%	0.0%	0.0%	0.0%	0.0%	0.0%	68.6%	60.37%	64.56%
Native Hawaiian or Other Pacific Islander	0.0%	0.0%	0.0%	0.0%	0.0%	0.0%	0.0%	0.0%	0.0%	0.0%	0.0%	0.0%	0.0%	0.0%	0.00%	0.00%
Mixed Race	0.0%	0.0%	0.0%	0.0%	0.0%	0.0%	0.0%	0.0%	0.0%	0.0%	0.0%	0.0%	0.0%	5.0%	6.10%	3.80%
Decline Response	0.0%	0.0%	0.0%	0.0%	0.0%	0.0%	0.0%	0.0%	0.0%	0.0%	0.0%	0.0%	0.0%	2.5%	3.05%	3.16%
Overall percentage	0.0%	0.0%	0.0%	0.0%	0.0%	0.0%	0.0%	0.0%	0.0%	0.0%	0.0%	0.0%	0.0%	29.0%	36.0%	32.0%
<b>Universities Presenting Candidates</b>																
Ivy League	18.2%	16.9%	14.9%	22.6%	17.3%	19.1%	20.4%	22.8%	21.4%	22.0%	21.2%	22.0%	19.6%	22.6%	22.0%	15.2%
Other Private Universities	41.5%	47.5%	42.9%	43.9%	40.5%	45.1%	40.7%	44.9%	46.1%	40.3%	39.7%	40.2%	44.9%	41.5%	46.3%	44.9%
State/Public Universities	32.1%	26.3%	34.2%	26.8%	29.8%	25.9%	33.3%	22.2%	26.0%	28.3%	27.6%	29.3%	30.4%	31.4%	30.5%	32.9%
Service Academies	8.2%	8.1%	8.1%	6.7%	12.5%	9.3%	5.6%	10.1%	6.5%	9.4%	11.5%	8.5%	5.1%	4.4%	1.2%	7.0%
Employer Endorsed	0.0%	1.3%	0.0%	0.0%	0.0%	0.6%	0.0%	0.0%	0.0%	0.0%	0.0%	0.0%	0.0%	0.0%	0.0%	0.0%
<b>Preferred UK University</b>																
University of Oxford	34.6%	49.4%	39.1%	41.5%	34.5%	38.9%	31.5%	38.0%	38.3%	30.2%	37.2%	32.9%	29.7%	27.7%	31.1%	25.3%
University of Cambridge	20.8%	16.3%	16.1%	18.3%	11.9%	15.4%	14.8%	14.6%	13.6%	15.1%	10.3%	17.7%	11.4%	11.3%	16.5%	17.7%
Universities in London	22.6%	20.0%	27.3%	25.0%	30.4%	24.7%	38.3%	27.2%	31.8%	39.6%	34.6%	24.4%	35.4%	33.3%	31.7%	28.5%
Other English Universities	15.7%	9.4%	11.2%	7.3%	16.7%	14.2%	9.9%	14.6%	10.4%	8.2%	12.8%	14.6%	17.7%	17.0%	11.0%	15.8%
Nothern Irish Universities	2.5%	1.3%	1.2%	1.2%	1.8%	1.9%	0.0%	0.6%	0.6%	1.3%	0.0%	1.8%	0.6%	1.9%	1.2%	0.6%
Scottish Universities	3.1%	3.8%	3.7%	4.9%	4.2%	3.7%	4.9%	5.1%	4.5%	5.7%	3.8%	7.9%	3.8%	8.8%	7.9%	10.1%
Welsh Universities	0.6%	0.0%	1.2%	1.8%	0.6%	1.2%	0.6%	0.0%	0.6%	0.0%	1.3%	0.6%	1.3%	0.0%	0.6%	1.9%

**Comparisons**

	Selected															
	2004	2005	2006	2007	2008	2009	2010	2011	2012	2013	2014	2015	2016	2017	2018	2019
<b>Gender</b>																
Men	63.6%	53.5%	63.0%	56.8%	51.4%	72.5%	62.9%	60.6%	52.8%	76.5%	52.9%	54.8%	65.6%	57.5%	41.9%	39.6%
Women	36.4%	46.5%	37.0%	43.2%	48.6%	27.5%	37.1%	39.4%	47.2%	23.5%	47.1%	45.2%	34.4%	42.5%	58.1%	60.4%
<b>Path Selected</b>																
One Year	0.0%	0.0%	0.0%	0.0%	0.0%	0.0%	14.0%	3.0%	8.0%	15.0%	5.9%	13.0%	15.6%	2.5%	11.6%	2.1%
Two Year	100.0%	100.0%	100.0%	100.0%	100.0%	100.0%	86.0%	97.0%	92.0%	85.0%	94.1%	87.0%	84.4%	97.5%	88.4%	97.9%
<b>Ethnicity *</b>																
American Indian or Alaska Native	0.0%	0.0%	0.0%	0.0%	0.0%	0.0%	0.0%	0.0%	0.0%	0.0%	0.0%	0.0%	0.0%	0.00%	2.33%	0.00%
Asian American	0.0%	0.0%	0.0%	0.0%	0.0%	0.0%	0.0%	0.0%	0.0%	0.0%	0.0%	0.0%	0.0%	0.0%	12.50%	13.95%
Black or African American	0.0%	0.0%	0.0%	0.0%	0.0%	0.0%	0.0%	0.0%	0.0%	0.0%	0.0%	0.0%	0.0%	2.50%	6.98%	12.50%
Hispanic/Latino American	0.0%	0.0%	0.0%	0.0%	0.0%	0.0%	0.0%	0.0%	0.0%	0.0%	0.0%	0.0%	0.0%	5.00%	2.33%	4.17%
White	0.0%	0.0%	0.0%	0.0%	0.0%	0.0%	0.0%	0.0%	0.0%	0.0%	0.0%	0.0%	0.0%	72.50%	58.14%	52.08%
Native Hawaiian or Other Pacific Islander	0.0%	0.0%	0.0%	0.0%	0.0%	0.0%	0.0%	0.0%	0.0%	0.0%	0.0%	0.0%	0.0%	0.00%	0.00%	0.00%
Mixed Race	0.0%	0.0%	0.0%	0.0%	0.0%	0.0%	0.0%	0.0%	0.0%	0.0%	0.0%	0.0%	0.0%	7.50%	9.30%	6.25%
Decline Response	0.0%	0.0%	0.0%	0.0%	0.0%	0.0%	0.0%	0.0%	0.0%	0.0%	0.0%	0.0%	0.0%	0.00%	6.98%	4.17%
Overall percentage	0.0%	0.0%	0.0%	0.0%	0.0%	0.0%	0.0%	0.0%	0.0%	0.0%	0.0%	0.0%	0.0%	28.0%	33.0%	44.0%
<b>Universities Presenting Candidates</b>																
Ivy League	9.1%	16.3%	18.6%	20.5%	18.9%	17.5%	20.0%	27.3%	22.2%	17.6%	23.5%	25.8%	25.0%	15.0%	14.0%	14.6%
Other Private Universities	50.0%	48.8%	44.2%	36.4%	29.7%	50.0%	45.7%	54.5%	41.7%	38.2%	35.3%	35.5%	46.9%	47.5%	51.2%	54.2%
State/Public Universities	31.8%	20.9%	32.6%	31.8%	40.5%	20.0%	28.6%	15.2%	27.8%	35.3%	32.4%	35.5%	25.0%	32.5%	32.6%	22.9%
Service Academies	9.1%	9.3%	4.7%	11.4%	10.8%	12.5%	5.7%	3.0%	8.3%	8.8%	8.8%	3.2%	3.1%	5.0%	2.3%	8.3%
Employer Endorsed	0.0%	4.7%	0.0%	0.0%	0.0%	0.0%	0.0%	0.0%	0.0%	0.0%	0.0%	0.0%	0.0%	0.0%	0.0%	0.0%
<b>Preferred UK University</b>																
University of Oxford	27.3%	44.2%	46.5%	36.4%	32.4%	30.0%	25.7%	36.4%	36.1%	26.5%	47.1%	19.4%	21.9%	30.0%	25.6%	25.0%
University of Cambridge	13.6%	20.9%	20.9%	25.0%	10.8%	20.0%	17.1%	18.2%	11.1%	14.7%	14.7%	19.4%	9.4%	10.0%	11.6%	22.9%
University of London	38.6%	23.3%	11.6%	25.0%	29.7%	30.0%	48.6%	24.2%	41.7%	44.1%	29.4%	29.0%	40.6%	40.0%	41.9%	27.1%
Other English Universities	11.4%	9.3%	16.3%	6.8%	18.9%	12.5%	8.6%	12.1%	8.3%	8.8%	8.8%	22.6%	21.9%	12.5%	4.7%	14.6%
Nothern Irish Universities	1.6%	0.0%	2.3%	0.0%	2.7%	0.0%	0.0%	0.0%	0.0%	2.9%	0.0%	0.0%	0.0%	2.5%	0.0%	0.0%
Scottish Universities	4.5%	2.3%	2.3%	6.8%	5.4%	2.5%	0.0%	9.1%	2.8%	2.9%	0.0%	9.7%	6.3%	5.0%	14.0%	10.4%
Welsh Universities	2.3%	0.0%	0.0%	0.0%	0.0%	5.0%	0.0%	0.0%	0.0%	0.0%	0.0%	0.0%	0.0%	0.0%	2.3%	0.0%

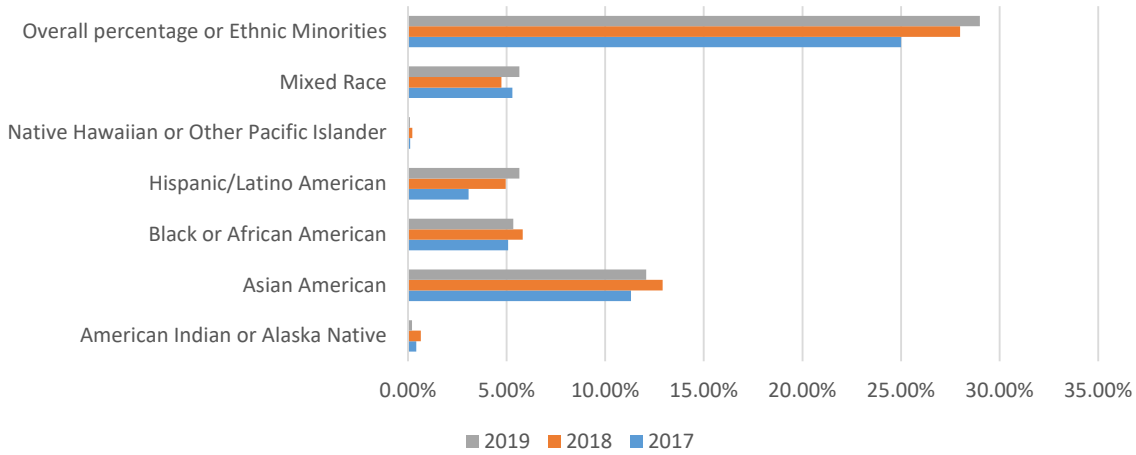
\* reliable statistics only collected from 2017

## Comparisons

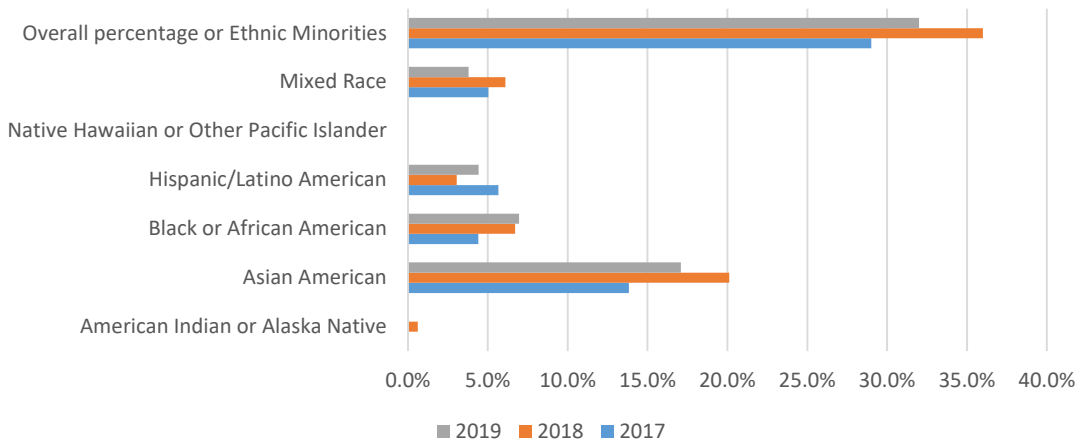




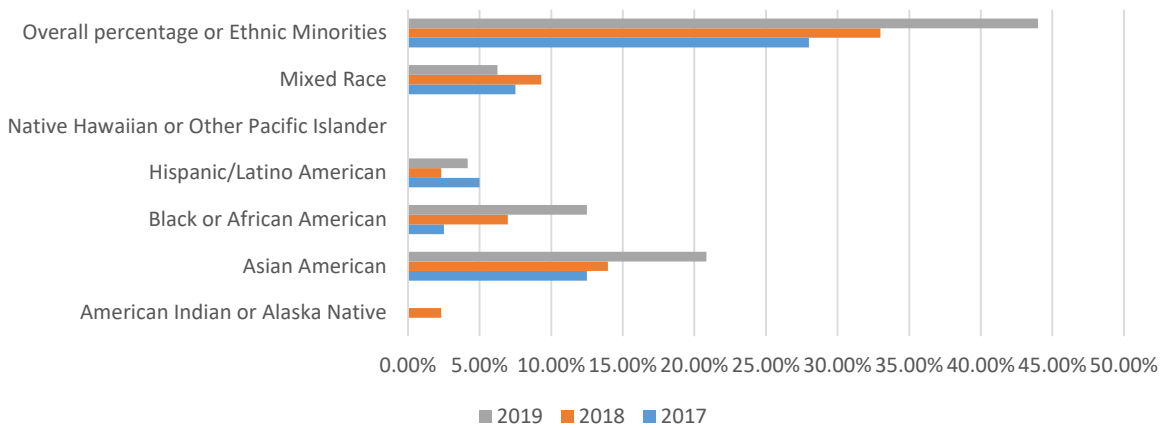
### Comparison - Ethnic Minorities - Endorsed



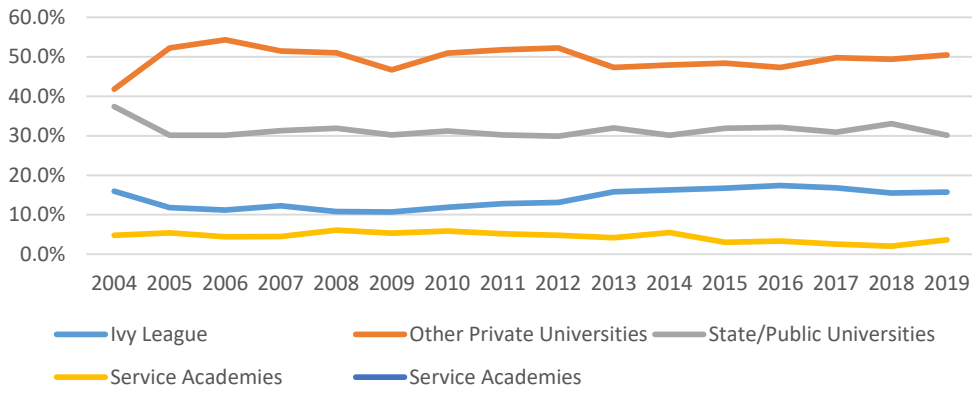
### Comparison - Ethnic Minorities - Interviewed



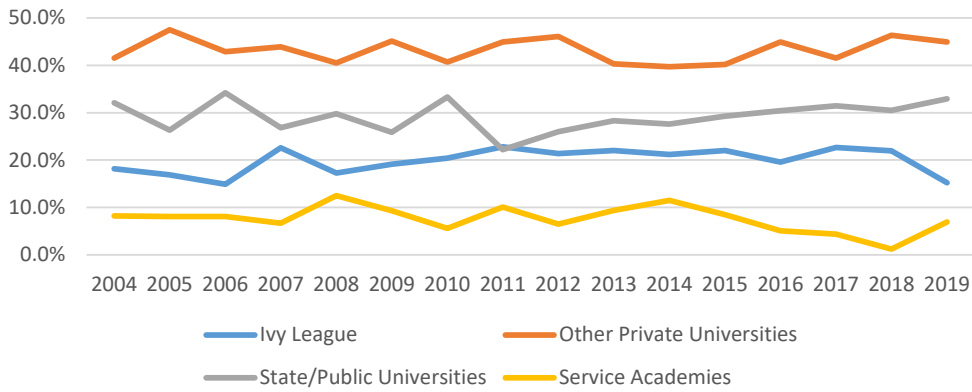
### Comparison - Ethnic Minorities - Selected



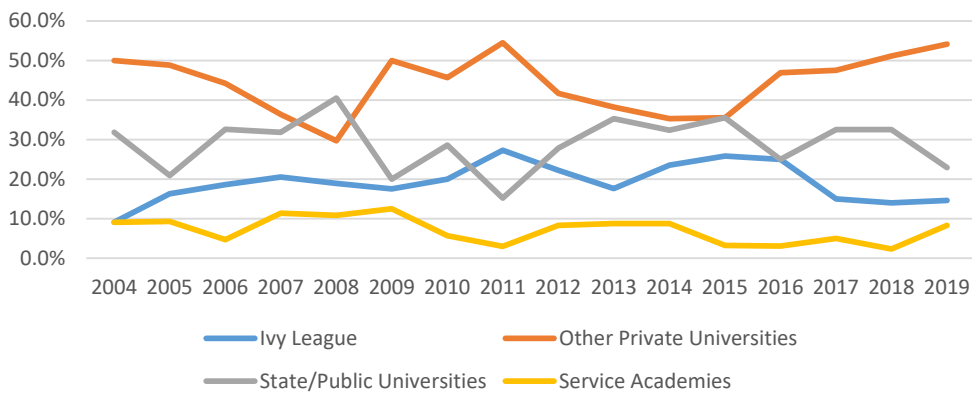
### Comparison- Universities Presenting Candidates - Endorsed



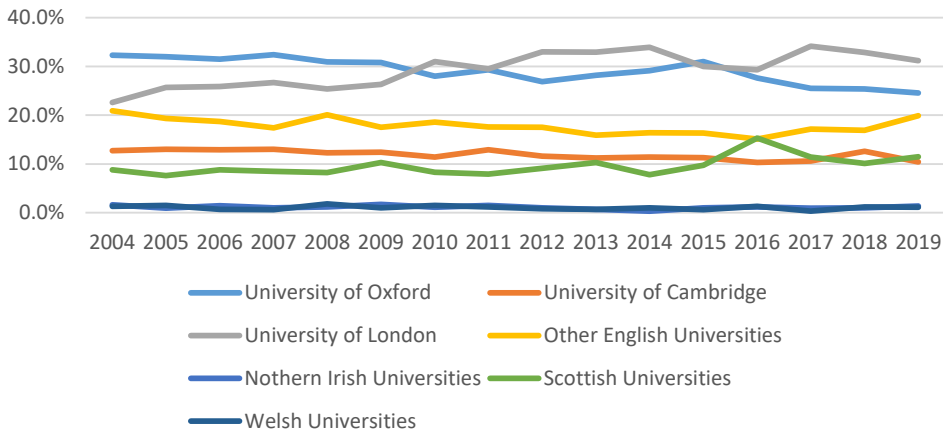
### Comparison - Universities Presenting Candidates - interviewed



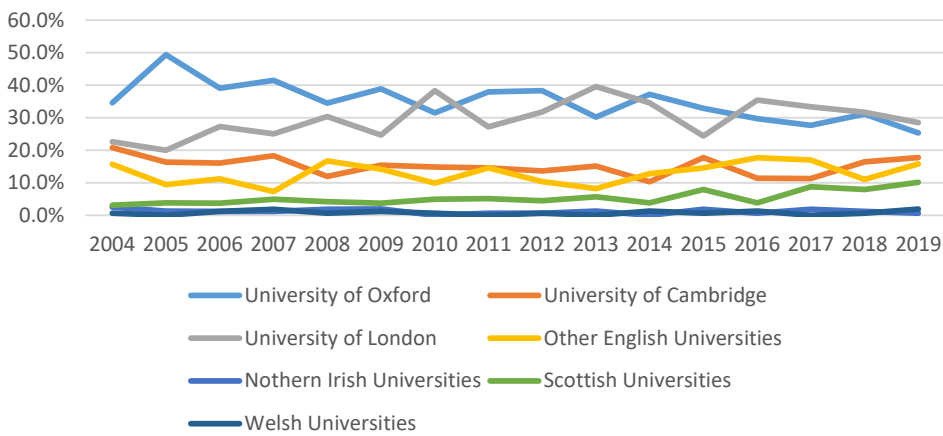
### Comparison - Universities Presenting Candidates - selected



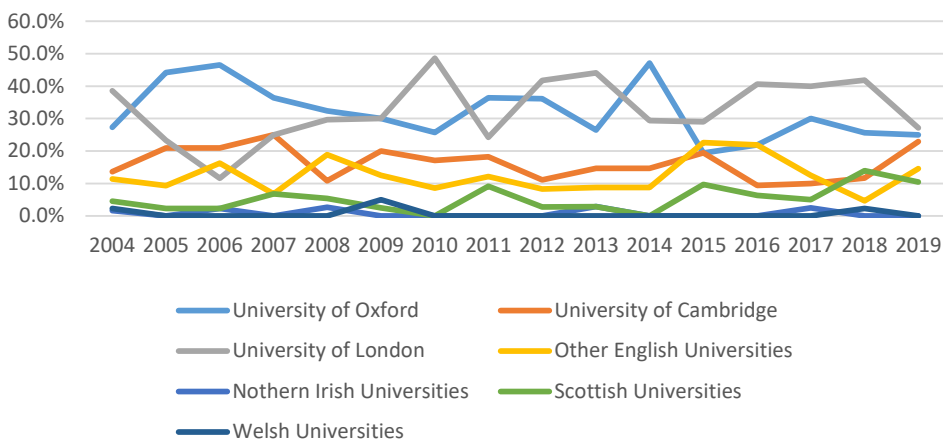
### Comparison- Preferred UK Universities - Endorsed



### Comparison- Preferred UK University - Interviewed



### Comparison- UK Preferred Universities - Selected



**Total Numbers Endorsed**

	ATL	BOS	CHIG	HOU	LA	NY	SF	DC	TOTAL
<b>BY REGION</b>	160	92	170	106	108	174	99	101	<b>1010</b>
% of National Pool	15.8%	9.1%	16.8%	10.5%	10.7%	17.2%	9.8%	10.0%	
<b>GENDER</b>									
<b>Men</b>	63	28	62	49	36	75	40	37	<b>390</b>
% of Regional Pool	39.38%	30.43%	36.47%	46.23%	33.33%	43.10%	40.40%	36.63%	
% of National Pool	6.24%	2.77%	6.14%	4.85%	3.56%	7.43%	3.96%	3.66%	38.61%
<b>Women</b>	97	64	108	57	72	99	59	64	<b>620</b>
% of Regional Pool	60.63%	69.57%	63.53%	53.77%	66.67%	56.90%	59.60%	63.37%	
% of National Pool	9.60%	6.34%	10.69%	5.64%	7.13%	9.80%	5.84%	6.34%	61.39%
<b>ETHNICITY</b>									
<b>American Indian or Alaska Native</b>	0	0	0	1	1	0	0	0	<b>2</b>
% of Regional Pool	0.00%	0.00%	0.00%	50.00%	50.00%	0.00%	0.00%	0.00%	
% of National Pool	0.00%	0.00%	0.00%	0.10%	0.10%	0.00%	0.00%	0.00%	0.20%
<b>Asian</b>	9	11	14	13	25	21	22	7	<b>122</b>
% of Regional Pool	5.63%	11.96%	8.24%	12.26%	23.15%	12.07%	22.22%	6.93%	
% of National Pool	0.89%	1.09%	1.39%	1.29%	2.48%	2.08%	2.18%	0.69%	12.08%
<b>Black or African American</b>	10	3	5	4	3	11	1	17	<b>54</b>
% of Regional Pool	6.25%	3.26%	2.94%	3.77%	2.78%	6.32%	1.01%	16.83%	
% of National Pool	0.99%	0.30%	0.50%	0.40%	0.30%	1.09%	0.10%	1.68%	5.35%
<b>Hispanic</b>	16	4	7	6	8	7	6	3	<b>57</b>
% of Regional Pool	10.00%	4.35%	4.12%	5.66%	7.41%	4.02%	6.06%	2.97%	
% of National Pool	1.58%	0.40%	0.69%	0.59%	0.79%	0.69%	0.59%	0.30%	5.64%
<b>White</b>	111	68	130	70	58	119	61	64	<b>681</b>
% of Regional Pool	69.38%	73.91%	76.47%	66.04%	53.70%	68.39%	61.62%	63.37%	
% of National Pool	10.99%	6.73%	12.87%	6.93%	5.74%	11.78%	6.04%	6.34%	67.43%
<b>Native Hawaiian or Other Pacific Islander</b>	0	0	0	0	0	0	1	0	<b>1</b>
% of Regional Pool	0.00%	0.00%	0.00%	0.00%	0.00%	0.00%	1.01%	0.00%	
% of National Pool	0.00%	0.00%	0.00%	0.00%	0.00%	0.00%	0.10%	0.00%	0.10%
<b>Mixed Race</b>	9	4	9	7	9	8	6	5	<b>57</b>
% of Regional Pool	5.63%	4.35%	5.29%	6.60%	8.33%	4.60%	6.06%	4.95%	
% of National Pool	0.89%	0.40%	0.89%	0.69%	0.89%	0.79%	0.59%	0.50%	5.64%
<b>Prefer not to answer</b>	5	2	5	5	4	8	2	5	<b>36</b>
% of Regional Pool	3.13%	2.17%	2.94%	4.72%	3.70%	4.60%	2.02%	4.95%	
% of National Pool	0.50%	0.20%	0.50%	0.50%	0.40%	0.79%	0.20%	0.50%	3.56%
<b>UNIVERSITIES PRESENTING CANDIDATES</b>									
<b>Ivy League</b>	18	37	14	11	11	45	9	14	<b>159</b>
% of Regional Pool	11.25%	40.22%	8.24%	10.38%	10.19%	25.86%	9.09%	13.86%	
% of National Pool	1.78%	3.66%	1.39%	1.09%	1.09%	4.46%	0.89%	1.39%	15.74%
<b>Other Private Universities</b>	81	43	80	41	65	90	53	57	<b>510</b>
% of Regional Pool	50.63%	46.74%	47.06%	38.68%	60.19%	51.72%	53.54%	56.44%	
% of National Pool	8.02%	4.26%	7.92%	4.06%	6.44%	8.91%	5.25%	5.64%	50.50%
<b>State/Public Universities</b>	56	10	70	49	30	32	32	25	<b>304</b>
% of Regional Pool	35.00%	10.87%	41.18%	46.23%	27.78%	18.39%	32.32%	24.75%	
% of National Pool	5.54%	0.99%	6.93%	4.85%	2.97%	3.17%	3.17%	2.48%	30.10%
<b>Service Academies</b>	5	2	6	5	2	7	5	5	<b>37</b>
% of Regional Pool	3.13%	2.17%	3.53%	4.72%	1.85%	4.02%	5.05%	4.95%	
% of National Pool	0.50%	0.20%	0.59%	0.50%	0.20%	0.69%	0.50%	0.50%	3.66%
<b>PREFERRED UK UNIVERSITY</b>									
<b>University of Oxford</b>	35	23	42	22	34	42	30	20	<b>248</b>
% of Regional Pool	21.88%	25.00%	24.71%	20.75%	31.48%	24.14%	30.30%	19.80%	

% of National Pool	3.47%	2.28%	4.16%	2.18%	3.37%	4.16%	2.97%	1.98%	24.55%
<b>University of Cambridge</b>	22	7	15	9	13	23	9	7	<b>105</b>
% of Regional Pool	13.75%	7.61%	8.82%	8.49%	12.04%	13.22%	9.09%	6.93%	
% of National Pool	2.18%	0.69%	1.49%	0.89%	1.29%	2.28%	0.89%	0.69%	10.40%
<b>Universities in London</b>	51	33	49	37	32	45	31	37	<b>315</b>
% of Regional Pool	31.88%	35.87%	28.82%	34.91%	29.63%	25.86%	31.31%	36.63%	
% of National Pool	5.05%	3.27%	4.85%	3.66%	3.17%	4.46%	3.07%	3.66%	31.19%
<b>Other English Universities</b>	31	19	43	24	14	31	16	23	<b>201</b>
% of Regional Pool	19.38%	20.65%	25.29%	22.64%	12.96%	17.82%	16.16%	22.77%	
% of National Pool	3.07%	1.88%	4.26%	2.38%	1.39%	3.07%	1.58%	2.28%	19.90%
<b>Northern Irish Universities</b>	4	2	4	0	1	2	0	1	<b>14</b>
% of Regional Pool	2.50%	2.17%	2.35%	0.00%	0.93%	1.15%	0.00%	0.99%	
% of National Pool	0.40%	0.20%	0.40%	0.00%	0.10%	0.20%	0.00%	0.10%	1.39%
<b>Scottish Universities</b>	16	7	17	11	13	28	11	13	<b>116</b>
% of Regional Pool	10.00%	7.61%	10.00%	10.38%	12.04%	16.09%	11.11%	12.87%	
% of National Pool	1.58%	0.69%	1.68%	1.09%	1.29%	2.77%	1.09%	1.29%	11.49%
<b>Welsh Universities</b>	1	1	0	3	1	3	2	0	<b>11</b>
% of Regional Pool	0.63%	1.09%	0.00%	2.83%	0.93%	1.72%	2.02%	0.00%	
% of National Pool	0.10%	0.10%	0.00%	0.30%	0.10%	0.30%	0.20%	0.00%	1.09%



<b>Georgia</b>									
Agnes Scott College	2	0	0	0	0	0	0	0	2
Emory University	6	0	0	1	2	1	1	1	12
Georgia College & State University	1	0	0	0	0	0	0	0	1
Georgia Institute of Technology	5	0	0	0	0	0	1	1	7
Mercer University	1	0	0	0	0	0	0	0	1
University of Georgia	2	0	0	0	0	0	0	0	2
Spelman College	3	0	0	0	0	1	0	2	6
Morehouse College	1	0	0	0	0	0	0	0	1
University of North Georgia	1	0	0	0	0	0	0	0	1
Brenau University	1	0	0	0	0	0	0	0	1
Covenant College	1	0	0	0	0	0	0	0	1
<b>Hawaii</b>									
University of Hawaii - Manoa	0	0	0	0	1	0	0	0	1
<b>Idaho</b>									
The College of Idaho	0	0	0	0	0	0	1	0	1
Boise State University	0	0	0	0	1	0	1	0	2
<b>Illinois</b>									
Northern Illinois University	0	0	1	0	0	0	0	0	1
Northwestern University	2	0	7	1	0	2	1	4	17
University of Chicago	1	2	2	0	0	0	0	2	7
University of Illinois - Chicago	0	0	1	0	0	0	0	0	1
University of Illinois - Urbana-Champaign	0	0	2	0	0	0	0	0	2
Wheaton College - IL	0	0	1	0	0	0	0	0	1
Lake Forest College	0	0	1	0	0	0	0	0	1
Trinity International University	0	0	1	0	0	0	0	0	1
<b>Indiana</b>									
Ball State University	0	0	1	0	0	0	0	0	1
Earlham College	1	0	0	0	0	0	0	0	1
Indiana University	0	0	5	0	0	0	0	0	5
Purdue University	0	0	2	1	0	0	0	0	3
University of Notre Dame	1	1	10	0	1	0	0	1	14
Wabash College	0	0	1	0	0	0	0	0	1
Indiana University-Purdue University Fort Wayne	0	0	2	0	0	0	0	0	2
Franklin College	0	0	1	0	0	0	0	0	1
DePauw University	0	0	1	0	0	0	0	0	1
<b>Iowa</b>									
Grinnell College	0	0	0	0	0	0	1	0	1
Luther College	0	0	1	0	0	0	0	0	1
University of Iowa	0	0	4	1	0	0	0	0	5
<b>Kansas</b>									
Kansas State University	0	0	5	0	0	0	0	0	5
University of Kansas	0	0	1	1	0	0	0	0	2
Mid-America Nazarene College	0	0	1	0	0	0	0	0	1
<b>Kentucky</b>									
Centre College	0	0	2	0	0	0	0	0	2
University of Kentucky	0	0	1	0	0	0	0	0	1
Berea College	0	0	1	0	0	0	0	0	1
Western Kentucky University	0	0	1	0	0	0	0	0	1
<b>Louisiana</b>									
Tulane University	0	0	0	2	1	0	1	0	4
Centenary College of Louisiana	0	0	0	1	0	0	0	0	1
Louisiana State University - Baton Rouge	0	0	0	1	0	0	0	0	1
<b>Maine</b>									
Bowdoin College	0	2	0	0	1	0	0	0	3
Bates College	0	0	0	1	1	0	0	0	2
<b>Maryland</b>									
Johns Hopkins University	1	1	0	0	1	0	1	3	7
United States Naval Academy	3	0	3	2	0	3	1	3	15
University of Maryland - Baltimore County	0	0	0	0	0	0	0	1	1
University of Maryland - College Park	0	0	0	0	0	0	0	4	4
Washington College	0	0	0	0	0	0	0	1	1
<b>Massachusetts</b>									
Amherst College	0	0	0	0	1	0	0	0	1
Boston College	0	2	1	1	0	0	0	0	4
Boston University	1	3	1	0	1	0	1	2	9
Brandeis University	0	2	0	0	0	0	2	0	4
College of the Holy Cross	0	2	1	0	0	0	0	0	3
Harvard University	6	12	1	4	2	12	2	3	42
Massachusetts Institute of Technology	2	6	3	2	4	6	2	4	29
Mount Holyoke College	0	1	0	0	1	1	0	0	3
Northeastern University	1	2	1	0	1	1	1	0	7
Smith College	0	1	0	0	0	0	0	0	1

Tufts University	0	0	1	0	0	0	1	1	3
University of Massachusetts- Amherst	0	1	0	0	0	0	0	0	1
Wellesley College	1	1	1	0	0	0	1	0	4
Williams College	1	2	0	1	0	2	2	0	8
Suffolk University	0	1	0	0	0	0	0	0	1
Gordon College	0	3	0	0	0	0	0	0	3
Hampshire College	0	0	0	0	1	0	0	0	1
Wheaton College - MA	0	0	0	0	0	1	0	0	1
New England Conservatory of Music	0	0	0	0	0	0	0	1	1
Worcester Polytechnic Institute	0	1	0	0	0	0	0	0	1
University of Massachusetts - Lowell	0	1	0	0	0	0	0	0	1
<b>Michigan</b>									
Hillsdale College	0	0	1	0	0	1	0	0	2
Kalamazoo College	0	0	1	0	0	0	0	1	2
Michigan State University	0	0	5	1	0	1	0	0	7
University of Michigan - Ann Arbor	0	0	4	0	0	0	0	0	4
Grand Valley State University	0	0	1	0	0	0	0	0	1
<b>Minnesota</b>									
Carleton College	0	0	1	0	0	0	0	0	1
Saint Olaf College	0	0	3	0	0	0	0	0	3
University of Minnesota - Twin Cities	0	0	2	1	0	0	0	0	3
College of Saint Benedict / Saint John's University	0	0	3	0	0	0	0	0	3
<b>Mississippi</b>									
Mississippi State University	1	0	0	0	0	0	0	0	1
University of Mississippi	8	0	0	0	0	0	0	0	8
University of Southern Mississippi	1	0	0	0	0	0	0	0	1
<b>Missouri</b>									
University of Missouri - Columbia	0	0	6	0	0	0	0	0	6
Washington University in St. Louis	0	1	1	1	0	0	0	0	3
William Jewell College	0	0	2	0	0	0	0	0	2
<b>Montana</b>									
Montana State University System - Bozeman	0	0	0	0	0	0	1	0	1
University of Montana - Missoula	0	0	0	0	0	0	3	0	3
<b>Nebraska</b>									
University of Nebraska System - Lincoln	0	0	4	0	0	0	0	0	4
University of Nebraska System - Omaha	0	0	1	0	0	0	0	0	1
Union College - NE	0	0	1	0	0	0	0	0	1
<b>Nevada</b>									
University of Nevada-Las Vegas	0	0	0	0	2	0	0	0	2
<b>New Hampshire</b>									
Dartmouth College	0	3	2	0	0	2	0	0	7
University of New Hampshire	0	1	0	0	0	0	0	0	1
<b>New Jersey</b>									
Princeton University	4	7	4	3	4	8	2	6	38
Rutgers University - New Brunswick	0	0	0	0	0	3	0	0	3
The College of New Jersey	0	0	0	0	0	1	0	0	1
Rowan University	0	0	0	0	0	1	0	0	1
Centenary College	0	0	0	0	0	1	0	0	1
<b>New Mexico</b>									
University of New Mexico	0	0	0	2	0	0	0	0	2
<b>New York</b>									
Bard College	0	0	1	0	0	0	0	0	1
Barnard College	0	1	0	0	0	2	0	0	3
City University of New York - Hunter College	0	0	0	0	0	6	0	0	6
Columbia University	3	2	0	1	3	10	2	1	22
Cornell University	0	0	1	0	0	4	0	1	6
Fordham University	1	0	0	0	2	2	1	0	6
Hobart and William Smith Colleges	0	1	0	0	0	1	0	0	2
Marist College	0	0	0	0	1	1	0	0	2
Marymount Manhattan College	0	0	0	0	0	1	0	0	1
New York University	2	0	0	0	1	5	0	3	11
Sarah Lawrence College	0	0	0	1	0	0	0	0	1
State University of New York - Binghamton	0	0	0	0	0	1	0	0	1
State University of New York - Buffalo	0	0	0	0	0	4	0	0	4
State University of New York - Stony Brook	0	0	0	0	0	1	0	0	1
Syracuse University	1	0	1	0	0	1	0	0	3
Union College - NY	0	0	0	0	0	2	0	0	2
United States Military Academy	0	1	3	1	0	3	2	1	11
Vassar College	0	0	0	0	1	1	0	0	2
City University of New York - Lehman College	0	0	0	0	0	1	0	0	1
State University of New York - Albany	0	0	0	0	0	1	0	0	1
Ithaca College	0	0	0	0	1	1	0	0	2
State University of New York - Fashion Institute of Technology	0	0	0	0	0	1	0	0	1



Siena College	0	0	0	0	0	1	0	0	1
Saint John's University	0	0	0	0	0	1	0	0	1
Colgate University	0	0	0	0	0	0	0	1	1
<b>North Carolina</b>									
Davidson College	4	0	0	0	0	0	0	0	4
Duke University	7	0	0	5	2	3	3	0	20
Elon University	2	0	1	0	0	0	1	0	4
North Carolina State University	2	0	0	0	0	0	0	0	2
University of North Carolina - Chapel Hill	5	1	1	1	1	0	0	2	11
University of North Carolina - Wilmington	1	0	0	0	1	0	0	0	2
Wake Forest University	6	1	0	0	0	0	1	1	9
High Point University	0	0	1	0	0	0	0	0	1
Queens University of Charlotte	1	0	0	0	0	0	0	0	1
Wingate University	1	0	1	0	0	0	0	0	2
Gardner-Webb University	1	0	0	0	0	0	0	0	1
Appalachian State University	1	0	0	0	0	0	0	0	1
<b>Ohio</b>									
Kenyon College	2	0	2	0	0	0	0	0	4
Miami University of Ohio	0	0	6	0	0	0	0	0	6
Ohio State University System	0	0	1	0	0	0	0	0	1
University of Cincinnati	0	0	1	0	0	0	0	0	1
University of Dayton	0	0	2	0	0	0	0	0	2
Case Western Reserve University	0	0	1	0	0	0	0	0	1
Cedarville University	0	0	1	0	0	1	0	0	2
The University of Findlay	0	0	1	0	0	0	0	0	1
<b>Oklahoma</b>									
University of Oklahoma	0	0	0	5	0	0	0	0	5
<b>Oregon</b>									
Lewis & Clark College	0	0	0	1	0	0	1	0	2
Oregon State University	0	0	0	0	0	0	1	0	1
University of Oregon	0	0	0	0	0	0	4	0	4
University of Portland	0	0	0	0	1	0	0	0	1
Reed College	0	0	0	0	0	0	4	0	4
Willamette University	0	0	0	0	1	0	1	0	2
Pacific University	0	0	0	0	0	0	1	0	1
<b>Pennsylvania</b>									
Carnegie Mellon University	1	0	0	1	0	0	0	0	2
Franklin & Marshall College	0	0	0	0	0	1	0	0	1
Lafayette College	0	0	0	1	1	4	0	0	6
Mercyhurst University	0	0	0	0	0	2	0	0	2
Muhlenberg College	0	0	0	0	0	1	0	0	1
Pennsylvania State University	0	0	0	0	0	3	0	0	3
Susquehanna University	0	0	0	0	0	1	0	0	1
Swarthmore College	0	0	0	0	0	4	0	0	4
University of Pennsylvania	1	2	1	2	0	11	3	2	22
University of Pittsburgh	0	0	0	0	0	2	0	1	3
Villanova University	0	0	1	0	0	1	0	2	4
Lehigh University	0	0	1	0	0	2	0	0	3
Lebanon Valley College	0	0	0	0	0	3	0	0	3
Dickinson College	0	0	0	0	1	1	0	0	2
Temple University	0	0	0	0	0	1	0	0	1
Juniata College	0	0	0	0	0	1	0	0	1
Moravian College	0	0	0	0	0	1	0	0	1
Washington and Jefferson College	0	0	0	0	0	1	0	0	1
Chestnut Hill College	0	0	0	0	0	1	0	0	1
<b>Rhode Island</b>									
Brown University	2	8	2	2	1	5	2	0	22
University of Rhode Island	1	1	0	0	0	0	0	0	2
<b>South Carolina</b>									
Clemson University	2	0	0	0	2	2	0	0	6
College of Charleston	1	0	0	0	0	0	0	0	1
Converse College	1	0	0	0	0	0	0	0	1
<b>Tennessee</b>									
University of Tennessee - Knoxville	1	0	0	0	0	0	0	0	1
University of the South	4	0	0	0	0	0	0	0	4
Vanderbilt University	3	0	0	0	0	1	0	0	4
Rhodes College	2	0	0	0	0	0	0	0	2
Union University	1	0	1	0	0	0	0	0	2
Lipscomb University	1	0	0	0	0	0	0	0	1
<b>Texas</b>									
Austin College	0	0	0	1	0	0	0	0	1
Baylor University	1	1	0	2	0	0	0	0	4
Rice University	0	0	0	2	0	1	0	1	4

Southern Methodist University	0	0	1	2	0	0	0	0	3
St. Edward's University	0	0	0	1	0	0	0	0	1
Texas A&M University - College Station	0	0	0	3	0	0	0	0	3
Texas Tech University	0	0	0	1	0	0	0	0	1
University of Houston - main campus	0	0	0	2	0	0	0	0	2
University of North Texas	0	0	0	1	0	0	0	0	1
University of Texas - Austin	0	0	2	4	0	0	0	0	6
University of Texas - Dallas	0	0	0	5	0	0	0	0	5
University of Texas - Arlington	0	0	0	1	0	0	0	0	1
Texas A&M University - Commerce	0	0	0	1	0	0	0	0	1
Howard Payne University	0	0	0	1	0	0	0	0	1
University of Texas - San Antonio	0	0	0	1	0	0	0	0	1
<b>Utah</b>									
Brigham Young University	0	0	0	0	4	0	0	0	4
University of Utah	0	0	0	0	1	0	0	0	1
<b>Vermont</b>									
Bennington College	0	0	0	0	0	1	0	0	1
<b>Virginia</b>									
College of William and Mary	0	0	0	0	0	0	0	2	2
George Mason University	0	0	0	0	0	0	0	2	2
University of Virginia	1	1	0	1	0	3	0	4	10
Virginia Military Institute	1	0	0	0	0	0	0	0	1
Virginia Polytechnic Institute and State University	1	0	0	0	0	0	0	2	3
Washington & Lee University	1	0	1	0	1	1	1	4	9
University of Richmond	0	0	1	0	0	0	0	0	1
Christopher Newport University	0	0	0	0	0	0	0	1	1
Virginia Commonwealth University	0	0	0	0	0	0	0	1	1
Liberty University	0	0	0	0	1	0	0	0	1
<b>Washington</b>									
Gonzaga University	0	0	0	1	1	0	1	0	3
Pacific Lutheran University	0	0	0	0	0	0	1	0	1
University of Washington - Seattle	0	0	0	0	1	0	4	0	5
Whitman College	0	0	1	0	0	0	0	0	1
<b>Wisconsin</b>									
University of Wisconsin - Madison	0	0	6	0	0	0	0	0	6
University of Wisconsin - Eau Claire	0	0	1	0	0	0	0	0	1
Lawrence University	0	0	1	0	0	0	0	0	1
<b>Wyoming</b>									
University of Wyoming	0	0	0	0	0	0	1	0	1
<b>South Dakota</b>									
South Dakota School of Mines & Technology	0	0	1	0	0	0	0	0	1
Northern State University	0	0	1	0	0	0	0	0	1
<b>West Virginia</b>									
West Virginia University	0	0	0	0	0	0	0	1	1
Marshall University	0	0	0	0	0	0	0	1	1
<b>Alaska</b>									
University of Alaska - Anchorage	0	0	0	0	0	0	3	0	3
<b>Puerto Rico</b>									
University of Puerto Rico - Mayaguez	1	0	0	0	0	0	0	0	1
<b>Grand Total</b>	<b>160</b>	<b>92</b>	<b>170</b>	<b>106</b>	<b>108</b>	<b>174</b>	<b>99</b>	<b>101</b>	<b>1010</b>

## Proposed Field of Study - Endorsed

Subject	ATL	BOS	CHIG	HOU	LA	NY	SF	DC	Grand Total
Additive Manufacturing and 3D Printing	1	0	0	0	0	0	0	0	1
Additive Manufacturing and Advanced Manufacturing Technologies	0	0	1	0	0	0	0	0	1
Adult Education, Community Development, and Youth Work	1	0	0	0	0	0	0	0	1
Advanced Aeronautical Engineering	0	0	0	0	0	0	1	1	2
Advanced Arabic	0	1	0	0	0	0	0	0	1
Advanced Chemical Engineering	0	0	0	1	0	0	0	0	1
Advanced Chemical Engineering with Biotechnology	0	0	0	1	0	0	0	0	1
Advanced Computer Science	0	0	2	0	0	0	0	0	2
Advanced Theatre Practice	0	0	0	0	0	1	0	0	1
Advertising Practice	0	0	0	0	0	1	0	0	1
Aerospace Materials and Structures (Aerial Robotics Research)	1	0	0	0	0	0	0	0	1
African Studies	2	0	0	0	1	0	0	0	3
African Studies with Environment	0	0	0	0	0	0	1	0	1
Agricultural Economics	0	0	1	0	0	0	0	0	1
American Literature	0	1	0	0	0	0	0	0	1
American Studies	0	0	0	1	0	0	0	0	1
Ancient Philosophy	0	0	0	0	0	0	0	1	1
Anthropology	1	0	0	0	0	0	0	0	1
Anthropology of Development and Social Transformation	0	0	1	0	0	0	0	0	1
Anthropology of Development and Social Transformation	0	1	0	0	0	0	0	0	1
Anthropology of Food	0	0	0	0	0	0	0	1	1
Anthropology, Environment and Development	0	0	1	0	0	0	0	0	1
Applied Animal Behaviour & Animal Welfare	1	0	0	0	0	0	0	0	1
Applied Human Rights	0	0	0	0	0	0	0	1	1
Applied Linguistics	0	0	1	0	0	0	0	0	1
Applied Mathematics	0	0	0	0	1	1	0	0	2
Applied Mathematics and Theoretical Physics	0	0	1	0	1	0	0	0	2
Applied Social Data Science	0	0	0	1	0	0	0	0	1
Applied Theatre	0	1	0	0	0	0	0	0	1
Applied Theatre and Intervention	0	0	1	0	0	0	0	0	1
Archaeological Science	0	0	0	0	0	0	0	1	1
Archaeology	1	0	1	0	1	0	0	0	3
Archaeology - Archaeology of the Americas	1	0	0	0	0	0	0	0	1
Architecture & Urban Design (MAUD)	1	0	0	0	0	0	0	0	1
Arms Control and International Security	0	0	0	1	0	0	0	0	1
Art History Medieval and Northern European Renaissance	0	0	0	0	0	1	0	0	1
Artificial Intelligence	0	0	0	1	1	1	1	0	4
Artificial Intelligence with Speech and Multimodal Interaction	0	1	0	0	0	0	0	0	1
Arts in War Studies	1	0	0	0	0	0	0	0	1
Arts, Enterprise, and Development	0	0	0	0	0	1	0	0	1
Astronomy	0	0	0	0	0	0	0	1	1
Astrophysics	1	0	0	0	0	0	0	0	1
Atmospheric & Environmental Sciences	0	0	0	0	0	0	1	0	1
Atomic and Laser Physics	0	0	0	0	1	0	0	1	2
Basic and Translational Neuroscience	0	0	1	0	0	0	0	0	1
Behaviour Change	0	0	0	0	0	1	0	0	1
Biblical Studies	1	0	0	0	0	0	0	0	1
Biochemistry	0	0	0	1	0	0	0	0	1
Bioengineering	0	1	0	0	0	3	0	0	4
Biography and Creative Non-Fiction	0	0	0	0	0	0	0	1	1
Bioinformatics	0	0	0	0	0	0	1	0	1
Bioinformatics and Theoretical Systems Biology	0	0	0	0	0	0	0	1	1
Biological Chemistry	0	0	0	0	1	0	0	0	1
Biological Sciences (Biochemistry)	1	0	0	0	0	0	0	0	1
Biological Sciences (Sanger Institute)	0	0	0	0	0	1	0	0	1
Biological Sciences at the Wellcome Sanger Institute	1	0	0	0	0	0	0	0	1
Biomaterials and Tissue Engineering	0	0	0	0	0	0	1	0	1
Biomedical Engineering: Biomaterials Pathway	0	0	0	1	0	0	0	0	1
Biotechnology	1	0	0	0	0	0	0	0	1
Book History and Material Culture	0	0	0	0	0	1	0	0	1
British and European History, 1700-1850	0	0	0	0	1	0	0	0	1
Cancer	0	0	0	0	0	0	1	0	1
Carbon Management	1	0	0	0	0	0	0	0	1
Cellular Agriculture Bioprocessing	1	0	0	0	0	0	0	0	1
Cellular and Molecular Medicine	0	0	0	0	0	1	0	0	1
Character Animation	1	0	0	0	0	0	0	0	1
Chemical Engineering	0	0	1	0	1	0	0	0	2
Chemical Engineering - Effectiveness of ZIF-8/Polyurethane Composite Membrane for Purification of Ethanol from Aqueous Solution	1	0	0	0	0	0	0	0	1
Chemistry	0	1	0	0	0	1	1	0	3
Childhood Studies	0	1	0	0	0	0	0	0	1
China & Globalisation	0	0	1	0	0	0	0	0	1
City Design and Social Science	0	0	0	0	0	0	0	1	1
Classical Archaeology	0	0	1	0	0	0	0	0	1
Classical Art and Archaeology	0	0	0	0	0	0	1	0	1
Classics	0	0	0	1	0	1	0	2	4
Climate and Atmospheric Science	0	0	0	1	0	0	0	0	1
Climate Change, Development, and Policy	0	0	1	0	0	0	0	0	1
Clinical and Health Psychology	0	0	0	0	0	0	1	0	1
Clinical Mental Health Sciences	1	0	0	0	0	0	0	0	1
Clinical Neuroscience	0	0	0	0	0	0	1	0	1
Clinical Neurosciences at the Sleep and Circadian Neuroscience Institute (TeenSleep Project)	0	1	0	0	0	0	0	0	1
Cognition and Brain Sciences	0	0	1	0	0	0	0	0	1
Cognition in Science and Society	0	0	0	0	0	0	1	0	1
Comparative and International Social Policy	0	0	0	0	0	0	0	1	1
Comparative Literature	0	0	0	0	1	0	0	0	1
Comparative Politics	0	0	0	0	0	0	0	1	1
Comparative Public Policy	0	0	1	0	0	0	0	0	1
Comparative Social Policy	0	2	1	1	0	3	1	2	11
Composition	0	0	1	0	0	0	0	0	1
Computational and Data Journalism	0	0	0	0	0	1	0	0	1
Computational Applied Mathematics	0	0	0	1	0	0	0	0	1
Computational Biology	0	0	0	1	0	0	0	0	1
Computational Methods in Ecology and Evolution	1	0	0	0	0	0	0	0	1
Computational neuroscience (with minor emphasis in machine learning) at the Gatsby Computational Neuroscience Unit	0	0	0	0	0	0	0	1	1
Computational Statistics and Machine Learning	0	0	1	0	1	0	0	0	2
Computer Science	3	0	1	0	0	2	1	0	7
Computer Science Autonomous Intelligence Machines and Systems CDT	0	0	0	0	0	0	1	0	1
Computing (Artificial Intelligence and Machine Learning)	0	0	0	0	1	0	0	0	1
Computing Science (Machine Learning)	0	0	0	0	1	0	0	0	1
Conflict Prevention and Peacebuilding	0	0	1	0	0	0	0	0	1
Conflict Studies	0	0	0	0	0	0	2	1	3

Conflict Transformation and Social Justice	1	1	3	0	0	0	0	1	6
Conflict, Security, and Development	0	0	0	0	0	1	0	0	1
Conservation	0	0	1	0	0	0	0	0	1
Conservation Science, Department of Zoology	0	0	0	0	0	0	1	0	1
Contemporary Art Practice - Moving Image	0	1	0	0	0	0	0	0	1
Contemporary Chinese Studies	0	0	0	0	0	1	0	0	1
Contemporary Curation	0	0	1	0	0	0	0	0	1
Contemporary History	1	0	0	0	0	0	0	0	1
Contemporary Literature Culture & Theory	0	0	0	0	1	0	0	0	1
Control of Infectious Diseases	0	0	1	1	0	0	0	1	3
Creative Arts and Mental Health	0	0	0	0	0	0	0	1	1
Creative Documentary by Practice	0	0	1	0	0	0	0	0	1
Creative Writing	1	0	0	0	0	6	0	1	8
Creative Writing and Education	0	0	0	0	1	0	0	0	1
Creative Writing and Publishing	1	0	0	0	0	0	0	0	1
Creative Writing: Poetry	0	0	0	1	0	0	0	0	1
Crime and Gothic Fiction	1	0	0	0	0	0	0	0	1
Criminal Justice Policy	1	0	0	0	0	0	0	1	2
Criminology	1	0	1	0	0	1	0	0	4
Criminology and Criminal Justice	0	0	0	1	0	0	0	0	1
Critical and Cultural Theory	0	0	0	0	0	1	0	0	1
Critical Theory and Cultural Studies	1	0	0	0	0	0	0	0	1
Criticism and Culture	0	1	0	0	1	0	0	0	2
Cultural and Intellectual History 1300 -1650	0	0	1	0	0	0	0	0	1
Cultural Heritage Studies	1	0	0	0	0	1	0	0	2
Cultural Psychology	0	0	0	0	1	0	0	0	1
Cultural Studies	0	0	0	0	0	0	1	0	1
Culture and Criticism	0	0	0	0	0	1	0	0	1
Culture, Media, and Creative Industries	0	0	0	0	0	0	0	1	1
Cyber Security	0	0	0	0	0	0	0	1	1
Dance Movement Psychotherapy	0	0	1	0	0	0	0	0	1
Data Science	0	0	0	0	1	0	0	0	1
Data Science and Machine Learning	1	0	0	0	0	0	0	0	1
Design Pathways	0	0	0	0	0	1	0	0	1
Development Economics and Emerging Markets	1	0	0	0	0	0	0	0	1
Development Management	1	1	0	0	0	1	0	0	3
Development Studies	0	0	0	2	1	0	0	1	4
Development Studies (Contemporary India Pathway)	0	0	1	0	0	0	0	0	1
Developmental Studies	1	0	0	0	0	0	0	0	1
Digital Asset & Media Management	0	0	0	1	0	0	0	0	1
Diplomacy	1	0	0	0	0	0	1	0	2
Diplomatic Studies	0	0	0	0	1	0	0	0	1
Directing and Producing Television Entertainment	0	0	0	0	0	0	1	0	1
Disability Studies	0	0	1	0	0	0	0	1	2
Drama	0	0	0	0	0	0	1	0	1
Drama and Movement Therapy	0	0	0	0	1	0	0	0	1
Drug Discovery and Development	0	0	0	1	0	0	0	0	1
Drug Discovery and Development: Multidisciplinary Science for Next Generation Therapeutics	0	0	0	0	0	0	0	1	1
Dual Degree in The Criminal Justice Process and Terrorism & Security	0	0	0	0	0	1	0	0	1
Early Modern History	0	0	0	0	0	1	0	0	1
Early Modern History 1500 - 1700	0	0	0	1	0	0	0	0	1
Early Modern Literature: Text and Transmission	0	0	0	1	0	0	0	0	1
Earth Sciences	1	1	0	0	0	0	1	0	3
Eastern European Studies	1	0	0	0	0	0	0	0	1
Eco-cities	0	0	0	0	1	0	0	0	1
Ecological Economics	0	0	0	0	0	0	0	1	1
Econometrics and Mathematical Economics	0	0	0	0	0	0	1	0	1
Econometrics and Mathematical Economics and in Social Policy	0	0	0	0	0	0	0	1	1
Economic and Social History	0	0	0	0	0	2	0	0	2
Economic and Social History with concentration in American History	0	0	0	0	0	1	0	0	1
Economic History (Research)	0	0	0	0	0	1	0	0	1
Economics	3	0	1	3	1	5	1	1	14
Economics and Development Economics	0	0	1	0	0	0	0	0	1
Economics and Philosophy	0	0	1	0	0	0	0	0	1
Economics for Development	1	0	1	0	0	1	0	0	3
Education	2	0	0	0	0	0	0	0	2
Education (Child Development and Education)	1	0	0	0	0	0	0	0	1
Education (Comparative and International Education)	0	0	1	0	0	0	0	0	1
Education (Critical Approaches to Children's Literature)	0	0	1	0	0	0	0	0	1
Education (Learning in Communities pathway)	0	0	0	0	0	0	0	1	1
Education and International Development	0	0	0	0	0	1	0	0	1
Education and Psychology	0	0	0	0	0	1	0	0	1
Education in Arts & Cultural Settings	0	0	0	1	0	0	0	0	1
Education Public Policy and Equity	0	0	1	0	0	0	0	0	1
Education, Health Promotion, and International Development	0	0	1	0	0	0	0	0	1
Education, Policy & Society	0	1	0	0	0	0	0	0	1
Educational Leadership and School Improvement	0	0	1	0	0	0	0	0	1
Electrical and Electronic Engineering	0	0	0	0	0	1	0	0	1
Empires, Colonialism and Globalisation	1	0	0	0	0	0	0	0	1
Energy Policy	0	1	0	1	0	0	0	0	2
Energy Technologies	0	1	1	1	0	0	0	0	3
Engineering	2	0	0	0	0	0	0	0	2
Engineering for International Development	1	0	0	0	0	0	0	1	2
Engineering for Sustainable Development	0	0	0	0	1	0	0	1	2
Engineering Science	1	0	0	1	0	0	1	0	3
Engineering Science (Biomedical Engineering)	0	0	1	0	0	0	0	0	1
Engineering Science (with a focus in Biomedical Engineering in the Computational Health Informatics Lab)	0	0	0	0	1	0	0	0	1
English (1830-1914)	0	1	0	0	0	0	0	0	1
English and American Studies	2	0	0	0	0	1	0	0	3
English Criticism & Culture	0	0	0	0	1	0	0	0	1
English Language & Literature (1700-1830)	0	0	1	0	0	0	0	0	1
English Language and Literature (650-1550)	0	0	1	0	0	0	0	0	1
English Literary Studies (Postcolonial and World Literatures)	0	0	1	0	0	0	0	0	1
English Literature	0	0	1	0	0	0	2	0	3
English Literature and American Studies	0	0	0	1	0	0	0	0	1
English Literature and Language, 1830-1914	0	0	0	0	0	1	0	0	1
English Literature: Literature & Modernity: 1900 to the Present	1	0	0	0	0	0	0	0	1
English Literature: U.S. Literature, Cultural Values from Revolution to Empire	0	0	1	0	0	0	0	0	1
English Studies (Medieval Period)	2	1	0	0	1	0	0	0	4
English Studies: Modern and Contemporary Literature	0	0	0	0	0	0	0	1	1
English: Issues in Modern Culture	0	1	0	0	0	0	0	0	1
Entrepreneurship and Innovation	0	0	0	0	1	0	0	0	1
Environment and Climate Change	0	0	0	1	0	0	0	0	1
Environment and Sustainable Development	0	0	0	0	0	0	1	1	2
Environment, Culture and Communication	0	0	1	0	0	0	0	0	1

Environment, Development and Policy	0	0	0	0	0	0	1	0	1
Environment, Politics, and Society	0	0	0	0	0	1	0	0	1
Environmental Change and International Development	0	0	0	0	0	0	0	1	1
Environmental Change and Management	0	0	1	2	1	0	1	0	5
Environmental Economics and Climate Change	0	0	1	0	0	0	0	0	1
Environmental Policy	1	0	0	0	0	0	0	0	1
Environmental Policy and Management	0	0	1	0	0	0	0	0	1
Environmental Policy and Regulation	0	0	0	0	1	1	0	0	2
Environmental Pollution and Remediation	0	0	0	1	0	0	0	0	1
Environmental Systems Engineering	0	0	0	0	0	0	0	1	1
Environmental Technology	0	0	0	0	0	0	0	1	1
Epidemiology	2	0	0	0	1	1	0	1	5
Equine Performance, Health and Welfare	0	0	0	0	0	1	0	0	1
European Law	0	0	0	0	0	0	0	1	1
Evangelicalism and American Politics	0	0	1	0	0	0	0	0	1
Evidence Based Social Intervention and Policy Evaluation	0	0	1	1	1	1	0	0	4
Evidence-Based Social Intervention	0	0	0	0	1	0	0	0	1
Experimental particle physics	0	0	0	0	0	1	0	0	1
Experimental Psychology	0	0	1	0	1	0	0	1	3
Experimental Psychology	0	0	1	0	0	0	0	0	1
Experimental Psychology: Emphasis in Gender and Cyberpsychology	0	0	0	0	0	0	1	0	1
Fashion Design Management	1	0	0	0	0	0	0	0	1
Fashion Design Technology Womenswear	0	0	0	0	0	1	0	0	1
Fashion Journalism	0	0	0	1	0	0	0	0	1
Film Aesthetics	0	0	0	0	0	1	0	0	1
Film Studies	0	0	0	0	0	0	0	1	1
Filmmaking	0	0	1	0	0	0	0	0	1
Fine Art	0	0	0	1	0	0	0	1	2
Food and Development	0	0	0	1	0	0	0	0	1
Food Policy	0	0	0	0	0	0	1	0	1
Forensic and Criminological Psychology	0	1	0	0	0	0	0	0	1
Forensic Psychology	0	0	0	0	0	1	0	0	1
Foundations of Clinical Psychology	0	0	0	0	0	1	0	0	1
French, Word and Music Studies	0	0	0	0	1	0	0	0	1
Gender	0	0	0	0	0	1	0	0	1
Gender Studies with special reference to the Middle East	0	0	1	0	0	0	0	0	1
Gender, Conflict, and Human Rights	1	0	0	0	0	0	0	0	1
Gender, Sexuality and Culture	0	0	0	0	0	0	1	0	1
Gender, Society and Representation	1	0	0	0	0	0	0	0	1
Gender, Violence and Conflict	1	0	1	0	0	0	0	0	2
Genetic and Genomic Counselling (with Work Placement)	0	0	0	0	1	0	0	0	1
Genomic Medicine	1	0	0	0	0	0	0	0	1
Geology	0	0	1	0	0	0	0	0	1
Geopolitics and Grand Strategy	0	0	0	0	1	0	0	0	1
Global and Comparative Politics	0	0	0	0	1	0	0	0	1
Global and Imperial History	0	1	0	0	0	1	0	1	3
Global Citizenship, Identities and Human Rights	0	0	0	0	0	0	1	0	1
Global Corporations and Policy	0	0	0	0	1	0	0	0	1
Global Energy and Climate Policy	1	0	0	0	0	0	0	0	1
Global Environment, Politics & Society	0	0	0	1	0	0	0	0	1
Global Governance and Diplomacy	1	0	0	0	2	1	0	0	4
Global Health	0	0	0	1	0	0	0	0	1
Global Health & Social Justice	0	0	1	0	0	0	0	1	2
Global Health and Development	0	0	0	0	1	1	0	0	2
Global Health Policy	0	0	1	0	1	0	0	0	2
Global Health Science and Epidemiology	0	1	0	0	0	0	0	0	1
Global Mental Health	0	0	0	0	0	0	0	1	1
Global Migrations and Social Justice	1	0	1	0	0	0	0	0	2
Global Peace, Security, and Justice	0	0	0	0	1	0	0	0	1
Global Politics	0	1	1	1	0	0	1	0	4
Global Public Health and Policy	0	0	0	1	0	0	0	0	1
Global Wildlife Health and Conservation	0	0	1	0	0	0	0	0	1
Globalisation, Business and Development	0	0	1	0	0	0	0	0	1
Governance, Development and Public Policy	0	0	0	0	0	0	0	1	1
Gravitational Wave Physics	0	0	0	0	0	1	0	0	1
Greek and/or Latin Language and Literature	1	0	1	0	0	0	0	0	2
Green Chemistry and Sustainable Industrial Technology	0	1	0	0	0	0	0	0	1
Green Chemistry, Energy and the Environment	0	0	0	0	1	0	0	0	1
Health and Society: Social Epidemiology	0	0	0	0	0	0	1	0	1
Health Data Analytics	0	0	0	0	0	1	0	0	1
Health Data Analytics and Machine Learning	0	1	0	0	0	0	0	0	1
Health Economics and Health Policy	0	0	1	1	0	0	0	0	2
Health Policy and Health Economics	0	0	0	1	0	0	0	0	1
Health Policy, Planning & Financing	0	0	2	0	0	1	0	1	4
Health Psychology	0	0	0	0	1	0	0	0	1
Health Sciences	0	1	0	0	0	0	0	0	1
Health, Medicine, and Society	1	0	0	0	0	0	0	0	1
Heritage Studies (Department of Archaeology)	0	0	1	0	0	0	0	0	1
High Performance Computing with Data Science	0	0	0	0	0	1	0	0	1
Higher Education	0	0	0	0	0	0	0	1	1
Higher Education Studies	0	0	0	1	0	0	0	0	1
History	0	2	1	0	0	0	1	2	6
History (focus on Medicine)	0	0	0	1	0	0	0	0	1
History (US History Strand)	1	0	0	0	0	0	0	0	1
History and Philosophy of Science	0	1	0	0	0	0	1	0	2
History and Philosophy of Science and Medicine	0	0	1	0	0	0	1	0	2
History of Art	0	0	0	0	1	0	2	0	3
History of International Relations	0	0	0	0	0	0	1	0	1
History of Medicine	0	0	0	0	0	0	1	0	1
History of Medicine and Health	0	1	0	0	0	0	0	0	1
History of Political Thought and Intellectual History	1	0	0	1	0	0	0	0	2
History of Science, Medicine and Technology	0	0	0	1	0	1	1	0	3
History of War	0	0	1	0	1	0	0	0	2
Human and Molecular Genetics	0	0	0	0	0	1	0	0	1
Human Geography: Society and Space	0	0	0	0	0	0	0	1	1
Human Resources and Organizations	0	0	0	1	0	0	0	0	1
Human Rights	0	2	2	2	1	0	0	1	8
Human Rights and International Politics	0	0	0	0	0	1	0	0	1
Human Rights and Politics	0	0	0	0	0	0	1	0	1
Human Rights, Culture & Social Justice	0	0	1	0	0	0	0	0	1
Human Trafficking, Migration, and Organised Crime	0	0	0	1	0	0	0	0	1
Humanitarian Engineering (with Sustainability)	0	0	1	0	0	0	0	0	1
Humanitarianism and Conflict Response	0	0	1	0	0	0	0	0	1
Immunology	0	1	0	0	0	0	0	0	1
Immunology & Infection Research	1	0	0	0	0	0	0	0	1

Impacts of Land-Use Change on Tropical Biodiversity	0	0	0	0	1	0	0	0	1
Inequalities and Social Science	0	0	1	0	1	0	1	1	4
Infection, Immunology, and Translational Medicine	0	0	0	0	0	0	1	0	1
Informatics: ILCC: Language Processing, Speech Technology, Information Retrieval, Cognition	0	0	0	0	1	1	0	0	2
Information Design	0	0	0	0	1	0	0	0	1
Information, Communication and the Social Sciences	0	0	1	0	0	0	0	0	1
Innovation Design Engineering	0	0	1	0	0	1	0	1	3
Innovation Management	0	0	0	0	1	0	0	0	1
Inorganic Chemistry	0	0	0	0	0	0	1	0	1
Integrated Immunology	0	0	0	1	1	0	0	1	3
Integrative Physiology	0	0	0	0	0	0	0	1	1
Intellectual History	0	0	1	0	0	0	0	0	1
International and European Politics	0	0	0	0	0	1	0	0	1
International Conflict Studies	0	0	0	0	1	1	1	0	3
International Development	0	1	1	0	0	2	2	0	6
International Development and Humanitarian Emergencies	0	0	1	0	0	0	1	0	2
International Development: Politics, Governance and Development	0	0	1	0	0	0	0	0	1
International Economics	0	0	0	0	0	1	0	0	1
International Education Leadership and Policy	0	0	0	0	0	1	0	0	1
International Health and Tropical Medicine	0	1	0	0	0	0	0	0	1
International Health Management	0	0	0	0	0	0	0	1	1
International Law	0	0	0	0	0	0	0	1	1
International Law, Ethics and Politics	0	0	0	1	0	0	0	0	1
International Migration and Public Policy	0	0	0	1	0	0	0	0	1
International Political Economy	1	0	0	1	0	1	0	0	3
International Political Theory	0	0	0	0	0	0	0	1	1
International Public Policy	0	0	0	0	1	0	0	0	1
International Public Relations and Global Communications Management	0	0	0	0	0	0	1	0	1
International Relations	4	2	7	5	3	2	3	4	29
International Relations (International Law and Human Rights)	0	0	0	1	0	0	0	0	1
International Relations and Politics	1	0	1	0	0	2	0	0	4
International Relations of the Middle East with Advanced Arabic	0	0	0	0	0	0	0	1	1
International Relations of the Middle East with Arabic	0	0	0	0	0	1	0	0	1
International Relations/History (Changing Character of War Centre)	0	0	0	0	0	1	0	0	1
International Slavery Studies	0	0	0	0	0	0	0	1	1
International Social and Public Policy	0	0	3	0	0	1	1	1	6
Islamic Studies and History	0	0	0	0	0	0	0	1	1
Japanese Studies and Intensive Japanese	0	0	0	1	0	0	0	0	1
Labour, Social Movements and Development	1	0	0	0	0	0	0	0	1
Language Discourse and Communication	0	0	1	0	0	0	0	0	1
Late Antique and Byzantine Studies	0	0	0	1	0	0	0	0	1
Latin American Development	0	0	0	1	0	0	0	0	1
Latin American Studies	1	0	1	0	0	1	1	0	4
Latin Languages and Literature	0	0	0	0	1	0	0	0	1
Law	0	0	0	0	0	1	0	0	1
Legal and Constitutional Studies	1	0	1	0	0	0	1	0	3
Legal and Constitutional Theory	0	0	1	0	0	0	0	0	1
Legal and Political Theory	0	0	0	1	0	0	0	0	1
Lightweighting Electrical Machines (AERO ENGR Ph.D.)	1	0	0	0	0	0	0	0	1
Linguistics, Philology and Phonetics	0	0	0	0	0	1	0	0	1
Literary Studies: Pathway in Critical Theory	0	0	0	0	0	1	0	0	1
Literature and Culture	0	0	0	0	1	0	0	0	1
Local Economic Development	0	0	0	1	0	0	0	0	1
Machine Learning	1	0	0	0	0	0	0	1	2
Machine Learning and Machine Intelligence	0	0	0	0	0	2	0	1	3
Magazine Journalism	0	0	0	1	0	0	0	0	1
Management	1	0	0	0	0	0	0	0	1
Marine Biology	0	1	0	1	0	0	0	0	2
Marine Conservation	0	0	0	0	0	1	0	0	1
Marine Environmental Management	1	0	0	0	0	0	0	0	1
Materials	0	0	0	0	0	0	0	1	1
Materials Science & Metallurgy	0	1	0	1	0	1	0	0	3
Mathematical and Theoretical Physics	0	1	1	0	0	0	0	0	2
Mathematical Genomics and Medicine	0	1	0	0	0	0	0	0	1
Mathematical Modeling	0	0	0	1	0	0	0	0	1
Mathematical Modeling and Scientific Computing	0	0	0	1	1	0	0	0	2
Mathematical Modelling for Transport	0	1	0	0	0	0	0	0	1
Mathematical Sciences	1	0	0	1	1	1	0	0	4
Mathematical Statistics	0	0	0	0	0	2	0	0	2
Mathematics	0	0	1	0	0	0	1	0	2
Mathematics and Foundations of Computer Science	0	0	1	0	0	0	0	0	1
Mathematics and the Foundations of Computer Science	0	0	0	0	0	0	0	1	1
Mathematics Education	0	0	0	0	0	1	0	0	1
Mechanical Engineering	0	0	0	1	0	0	0	0	1
Media and Communications (Media & Communications Governance)	0	1	0	0	0	0	0	0	1
Media Practice for Development and Social Change	0	0	0	0	1	0	0	0	1
Media, Communications & International Journalism	0	0	0	0	0	0	1	1	2
Media, Gender and Social Justice	0	0	0	0	0	1	0	0	1
Medical Anthropology	4	1	1	1	1	2	1	1	12
Medical Ethics and Law	0	1	0	0	0	0	0	0	1
Medical Humanities	0	0	1	0	0	0	0	0	1
Medical Microbiology	0	0	0	0	0	1	0	0	1
Medical Science (MRC Epidemiology Unit)	1	0	0	0	0	0	0	0	1
Medical Science in MRC Cognition and Brain Sciences	0	0	0	0	0	0	0	1	1
Medicine, Health and Public Policy	2	0	1	0	1	0	0	0	4
Medieval and Early Modern Studies	0	1	0	0	0	0	0	0	1
Medieval English Literature	0	1	0	0	0	0	0	0	1
Medieval History	0	0	0	0	0	1	0	0	1
Medieval Studies	1	0	0	0	0	0	0	0	1
Mental Health Research	1	0	0	0	0	0	0	0	1
Middle East Politics	1	1	0	0	0	0	0	0	2
Middle East, Caucasus and Central Asian Security Studies	1	0	0	0	0	0	1	0	2
Middle Eastern Literary and Cultural Studies	0	0	0	0	0	1	0	0	1
Migration	0	0	0	0	0	0	0	1	1
Migration and Diaspora Studies	0	0	0	0	0	1	0	0	1
Migration and Diaspora Studies and Intensive Arabic	0	0	1	0	0	0	0	0	1
Migration and Global Development	1	1	0	0	1	0	0	0	3
Migration and Mobility Studies	0	0	0	0	0	0	1	0	1
Migration Studies	0	0	0	1	1	0	1	0	3
Miniature to Monumental: Encounters with Medieval Art	0	1	0	0	0	0	0	0	1
Modern and Contemporary Literature	0	0	0	1	0	0	0	0	1
Modern British History	0	0	0	0	0	2	0	0	2
Modern British Studies	0	0	0	0	0	0	1	0	1
Modern European History	0	0	0	0	1	0	0	0	1
Modern European History (1850-Present)	0	0	0	0	0	1	0	0	1

Modern History	0	1	0	0	0	1	1	0	3
Modern Languages	1	0	0	0	0	0	1	0	2
Modern Languages (French)	1	0	1	0	0	0	0	0	2
Modern Literature and Culture	1	0	0	0	0	0	0	0	1
Modern Middle Eastern Studies	0	0	1	1	0	0	2	1	5
Modern South Asian Studies	0	0	0	0	0	2	0	0	2
Molecular and Genomic Paediatrics	0	0	0	1	0	0	0	0	1
Molecular Medicine	0	0	0	0	0	0	0	1	1
Molecular Medicine: Gene Therapy Concentration	1	0	0	0	0	0	0	0	1
Moral, Political and Legal Philosophy	1	0	0	0	0	0	1	0	2
Motorsport Engineering	0	0	0	0	1	0	0	0	1
Multidisciplinary Gender Studies	0	1	0	0	0	0	1	0	2
Museum Education	0	0	0	0	0	1	0	0	1
Museum Studies	0	0	0	0	0	1	0	1	2
Music	0	0	0	0	0	0	0	1	1
Music (Musicology)	0	0	1	0	0	0	0	0	1
Music- Choral Conducting Pathway	0	1	0	0	0	0	0	0	1
Music Composition	0	0	0	0	0	0	0	1	1
Music Performance	0	1	0	0	0	0	0	0	1
Music Performance (Brass)	0	0	1	0	0	0	0	0	1
Music, Mind, and Brain	0	0	0	0	1	0	0	0	1
Music/Psychology: Musicology	0	1	0	0	0	0	0	0	1
Musical Theatre	0	1	0	0	0	0	0	0	1
Musicology	0	0	1	0	0	0	0	1	2
Nanoscience and Nanotechnology	0	0	0	1	0	0	0	0	1
Nature, Society and Environmental Governance	0	0	1	1	0	2	2	0	6
Near and Middle Eastern Studies	0	1	0	0	0	1	0	0	2
Neuroscience	0	0	0	0	0	0	1	0	1
Neuroscience and Translational Medicine	0	0	0	0	0	1	0	0	1
Neurotechnology	1	0	0	0	0	0	0	0	1
New Testament and Christian Origins	0	0	1	0	0	0	0	0	1
Non-Proliferation and International Security	0	1	0	1	0	0	0	0	2
Nuclear and Particle Physics	0	0	0	0	0	1	0	0	1
Nutrition for Global Health	1	0	0	0	0	0	0	0	1
Occupational Therapy	1	0	0	0	0	0	0	0	1
Oceanography	1	0	0	0	0	0	1	0	2
Oncology	0	0	1	0	0	0	0	0	1
One Health (Infectious Diseases)	0	0	2	0	0	0	0	0	2
Optical Fibre and Photonic Engineering	0	0	1	0	0	0	0	0	1
Paediatrics	0	0	0	0	0	1	0	0	1
Palaeopathology	0	0	1	0	0	0	0	1	2
Part III of the Mathematical Tripos	0	0	0	1	0	0	0	0	1
Particle and Nuclear Physics	0	0	0	0	0	0	1	0	1
Particle Physics, Theory	0	0	0	0	0	1	0	0	1
Peace and Conflict Studies	0	0	0	1	1	0	0	0	2
Peace, Resilience, and Social Justice	0	0	1	0	0	0	0	0	1
Pharmacology	1	0	0	1	0	0	0	0	2
Philosophical Studies	0	0	0	0	0	1	0	0	1
Philosophical Theology	0	0	0	0	1	0	0	0	1
Philosophy	2	1	3	2	1	4	1	3	17
Philosophy (Law)	1	0	0	0	0	0	0	0	1
Philosophy (specialization in mind and cognition)	1	0	0	0	0	0	0	0	1
Philosophy and the History of Science	0	0	0	1	0	0	0	0	1
Philosophy of Education	0	0	1	0	0	0	0	0	1
Philosophy Research	0	0	0	0	0	0	1	0	1
Philosophy, Politics and Economics of Health	1	0	0	0	0	0	0	0	1
Philosophy, Politics, and Economics	0	0	0	1	0	0	0	0	1
Phonetics	0	1	0	0	0	0	0	0	1
Physics	0	0	0	1	0	1	1	1	4
Physics Science	0	1	0	0	0	0	0	0	1
Physics (Part III)	0	0	0	0	1	0	0	0	1
Physiology, Anatomy and Genetics	0	1	1	0	0	0	0	0	2
Poetry: Creativity and Criticism	0	0	0	0	0	1	0	0	1
Political & Legal Theory	0	0	1	0	0	0	0	0	1
Political Psychology	0	0	1	0	0	0	0	0	1
Political Psychology of International Relations	0	0	1	0	0	0	0	0	1
Political Research	0	0	0	0	0	0	1	0	1
Political Science and Political Economy	0	1	0	0	0	2	0	0	3
Political Sociology	0	0	0	0	1	0	0	0	1
Political Theory	0	3	0	0	1	0	0	0	4
Political Thought and Intellectual History	0	0	1	1	0	1	0	0	3
Politics (Comparative Government)	0	0	0	0	2	2	0	0	4
Politics (Political Theory)	2	2	1	0	1	3	0	0	9
Politics and Communication	0	0	0	0	1	0	0	0	1
Politics and International Studies	0	0	0	0	0	1	0	0	1
Politics of Conflict, Rights & Justice	0	1	0	0	0	1	0	0	2
Politics, Violence and Crime	0	0	0	0	0	0	1	0	1
Population Health	0	0	1	0	0	1	0	0	2
Postcolonial Studies	1	0	1	0	1	0	0	0	3
Poverty and Development	0	0	0	0	0	0	1	0	1
Practical Ethics	0	0	1	0	0	0	0	0	1
Primary Health Care	0	0	0	0	1	0	0	0	1
Professional Acting	0	0	0	0	0	2	0	0	2
Psychological Research	1	0	1	0	1	0	0	0	3
Psychology	0	0	1	0	0	0	0	2	3
Public Administration	0	0	0	1	1	1	0	0	3
Public Administration in International Development	0	1	1	0	0	0	0	0	2
Public and Urban Policy	0	0	1	0	0	0	0	0	1
Public Health	2	2	4	1	1	1	1	2	14
Public Health (Health Economics stream)	0	0	0	0	0	0	1	0	1
Public Health and Policy	0	0	0	0	1	0	0	0	1
Public History	0	1	0	1	0	0	0	0	2
Public International Law	0	0	0	0	0	1	0	0	1
Public Policy	5	0	0	0	0	1	3	1	10
Public Policy and Administration	1	0	1	0	0	0	0	0	2
Public Policy and Management	1	0	0	0	0	0	0	0	1
Public Policy and Philosophy	0	0	1	0	0	0	0	0	1
Publishing Studies	0	0	0	0	0	1	0	0	1
Pure Mathematics	0	0	1	1	0	0	0	0	2
Quantum Fields and Fundamental Forces	1	0	0	0	0	0	0	0	1
Race, Media and Social Justice	1	1	0	0	0	1	0	0	3
Refugee and Forced Migration Studies	1	2	1	0	1	3	0	0	8
Religion and Society	0	0	1	0	0	0	0	1	2
Religion, Law and Society	0	0	1	0	0	0	0	0	1
Religion, Politics and Society	0	0	0	0	0	1	0	0	1

Renaissance Literature	0	0	0	1	0	0	0	0	1
Reproductive & Sexual Health Research	0	1	0	0	0	0	0	0	1
Reproductive and Developmental Biology	0	0	0	0	0	0	0	1	1
Reproductive Science & Women's Health	0	0	1	0	0	0	0	0	1
Risk, Disaster and Resilience	1	0	0	0	0	0	0	0	1
Robotics	1	0	0	0	0	0	0	0	1
Romantic and Victorian Literature	0	0	0	0	1	0	0	0	1
Russia in Global Systems	0	1	0	0	0	0	0	0	1
Salient features of consonant perception in Modern South Arabian Languages	0	0	1	0	0	0	0	0	1
Science	1	0	0	0	0	0	0	0	1
Science & Religion	1	0	0	0	1	0	0	0	2
Science (Research) - History	0	0	1	0	0	0	0	0	1
Science and Technology Policy	0	0	1	0	0	1	0	0	2
Science Communication	0	0	0	1	0	1	0	0	2
Science, Engineering and Public Policy	1	0	0	0	0	0	0	0	1
Screenwriting	1	0	0	1	0	0	0	0	2
Security Studies	1	0	0	0	0	0	0	0	1
Security, Terrorism, and Insurgency	0	1	0	0	0	0	0	0	1
Sex, Gender and Violence	0	1	0	0	0	1	0	0	2
Shakespeare and Renaissance Literary Culture	0	0	0	0	0	0	0	1	1
Shakespeare Studies	0	0	0	0	0	0	0	1	1
Slavery and Liberation	0	0	0	1	0	0	0	0	1
Smart Cities and Urban Analytics	1	0	0	0	0	0	0	0	1
Social and Political Thought	0	0	0	0	0	1	0	0	1
Social Anthropology	2	0	1	1	1	1	0	1	7
Social Anthropology (Religion in the Contemporary World)	0	0	0	0	0	0	1	0	1
Social Justice and Education	0	0	1	0	0	0	0	0	1
Social Policy	0	1	1	0	1	0	0	0	3
Social Psychology	0	0	1	0	0	0	0	0	1
Social Science	1	0	0	0	0	0	0	0	1
Social Science of the Internet	1	1	1	2	3	0	1	0	9
Social Work	0	0	1	0	0	0	0	0	1
Sociology	0	1	0	0	2	0	0	1	4
Sociology (The Sociology of Marginality and Exclusion)	1	0	0	0	0	1	0	0	2
Sociology (The Sociology of Media and Culture)	0	0	0	0	1	0	0	0	1
Sociology of Childhood and Children's Rights	0	1	0	0	0	0	0	0	1
Sociology of Education	0	0	0	0	0	1	0	0	1
Sociology of Reproduction	0	0	0	0	0	1	0	0	1
South East Asian Studies	1	0	0	0	0	0	0	0	1
South East Asian Studies and Intensive Language	0	0	0	0	1	0	0	0	1
Space Syntax: Architecture and Cities	0	0	0	0	1	0	0	0	1
Space Systems Engineering	0	0	0	0	0	1	0	0	1
Stage and Production Management	0	0	0	0	0	1	0	0	1
Statistical Science	0	0	0	0	0	0	1	0	1
Statistics	0	0	0	1	0	0	1	0	2
Statistics (Applied Statistics)	0	0	0	0	0	0	1	0	1
Statistics (Social Statistics)	0	0	1	0	0	0	0	0	1
Structural Engineering	0	0	1	0	0	0	0	0	1
Sustainability	1	0	0	0	0	0	0	0	1
Sustainability and Management	0	0	0	1	0	0	0	0	1
Sustainable Chemical Engineering	0	0	0	0	0	1	0	0	1
Sustainable Energy Futures	1	0	0	0	1	0	0	0	2
Sustainable Energy Systems	0	0	0	1	0	0	0	0	1
Sustainable Urbanism	0	0	1	0	0	0	0	0	1
Systematic Theology at the Logos Institute for Analytic and Exegetical Theology	0	0	1	0	0	0	0	0	1
Terrorism, Security & Society	1	0	0	0	0	1	0	1	3
The Book. History and Techniques of Analysis	0	0	0	0	0	1	0	0	1
The Celts	1	0	0	0	0	0	0	0	1
Theatre and Performance	0	0	0	0	0	1	0	0	1
Theatre Criticism and Dramaturgy	0	0	1	0	0	0	0	0	1
Theatre Studies	1	0	0	0	0	0	0	0	1
Theatre: Writing, Directing and Performance	0	1	0	0	0	0	0	0	1
Theology	1	0	1	0	0	0	0	0	2
Theology and the Arts	1	0	0	0	1	0	0	0	2
Theoretical Physics	1	0	0	0	0	0	0	0	1
Theoretical Psychoanalytic Studies	0	0	0	1	0	0	0	0	1
Theory and Simulation of Materials	0	0	0	0	1	0	0	0	1
Translational Neurology	0	1	0	0	0	0	0	0	1
Twentieth and Twenty-First Century Literary Studies	1	0	0	0	0	0	0	0	1
United States Studies: History and Politics	1	0	0	0	0	0	0	0	1
Urban Design and City Planning	0	0	0	0	1	0	0	0	1
Urbanisation and Development	0	1	0	0	0	0	0	0	1
Victorian Studies	0	0	0	0	0	0	1	0	1
Violence, Conflict & Development (Palestine Pathway)	0	0	0	0	0	1	0	0	1
Violence, Conflict and Development	1	0	0	0	0	0	0	0	1
Violence, Terrorism, and Security	1	0	0	0	0	0	0	0	1
Virtual Reality	0	0	1	0	0	0	0	0	1
Vision Research	0	0	0	0	0	0	1	0	1
Visual Cultures: Contemporary Art Theory	0	0	0	0	0	1	0	0	1
Visual, Material and Museum Anthropology	0	0	0	0	1	2	1	0	4
Volcanology and Geological Hazards	0	0	0	0	0	0	1	0	1
War Studies	1	0	0	1	0	0	0	0	2
Water Science, Policy and Management	0	0	0	0	1	0	1	0	2
Water Security and International Development	0	0	0	0	0	0	1	0	1
Wellcome Trust Doctoral Programme in Neuroscience	0	0	0	0	0	1	0	0	1
Women and Children's Health	0	1	0	0	0	0	0	0	1
Women, Peace and Security	0	0	0	1	0	0	0	0	1
Women, Writing and Gender	0	0	1	0	0	1	0	0	2
World History	0	0	0	0	0	1	0	0	1
World Literatures in English	1	0	0	0	1	0	0	0	2
Writing for Stage and Broadcast Media	1	0	0	0	0	0	0	0	1
Zoology	0	0	1	1	0	0	0	0	2
<b>Grand Total</b>	<b>160</b>	<b>92</b>	<b>170</b>	<b>106</b>	<b>108</b>	<b>174</b>	<b>99</b>	<b>101</b>	<b>1010</b>



Proposed UK University - Endorsed

	ATL	BOS	CHIG	HOU	LA	NY	SF	DC	Grand Total
Bangor University	1	1	0	1	0	0	0	0	3
Bath Spa University	1	0	0	0	0	1	0	0	2
Birkbeck, University of London	0	0	0	0	0	0	1	0	1
Brunel University	1	0	0	0	0	0	0	0	1
Camberwell College of Art	0	0	1	0	0	0	0	0	1
Cardiff University	0	0	0	1	1	3	2	0	7
Central St Martins College of Art and Design	1	0	0	0	1	0	0	0	2
City University	0	0	0	0	0	0	1	0	1
Courtauld Institute of Art	0	1	0	0	0	0	1	0	2
Durham University	5	1	5	1	1	1	0	5	19
Goldsmiths, University of London	1	1	3	1	2	4	0	0	12
Heriot-Watt University	0	1	0	0	0	0	0	0	1
Imperial College London	7	5	1	5	5	4	3	6	36
King's College London	8	6	7	7	4	3	3	7	45
Kingston University	1	0	0	0	0	0	0	0	1
Lancaster University	0	0	0	0	0	0	1	0	1
Leeds Beckett University	0	0	0	0	0	0	0	1	1
Liverpool John Moores University	0	1	0	0	0	0	0	0	1
London Academy of Music and Dramatic Art	0	0	0	0	0	2	0	0	2
London College of Fashion	1	0	0	1	0	1	0	0	3
London Film School	1	0	1	0	0	0	0	0	2
London School of Economics and Political Science (LSE)	9	12	16	11	8	13	12	7	88
London School of Hygiene and Tropical Medicine (LSHTM)	2	1	6	2	3	4	1	5	24
National Film and Television School	0	0	0	1	0	0	1	0	2
Newcastle University	0	0	0	0	0	1	1	0	2
Nottingham Trent University	0	0	0	0	0	1	0	0	1
Oxford Brookes University	0	0	0	0	1	0	0	0	1
Queen Mary, University of London	1	0	0	2	0	2	1	1	7
Queen's University of Belfast	3	2	3	0	1	2	0	1	12
Royal Academy of Music	0	1	0	0	0	0	0	1	2
Royal College of Art	0	1	2	0	0	1	0	1	5
Royal College of Music	0	0	2	0	0	0	0	0	2
Royal Holloway, University of London	0	0	0	1	1	0	1	1	4
Royal Veterinary College	0	0	1	0	0	0	0	0	1
St Mary's University	0	0	0	2	0	0	0	0	2
Swansea University	0	0	0	1	0	0	0	0	1
The Royal Central School of Speech and Drama	1	1	1	0	1	1	0	0	5
The School of Oriental and African Studies (SOAS)	7	3	4	2	3	4	0	2	25
Trinity Laban Conservatoire of Music and Drama	0	0	0	0	0	0	0	1	1
University College London (UCL)	16	3	9	6	6	11	8	7	66
University of Aberdeen	0	1	0	1	0	2	0	0	4
University of Bath	1	0	0	0	0	0	0	1	2
University of Birmingham	2	2	3	3	1	1	2	2	16
University of Bradford	0	0	1	0	0	0	0	0	1
University of Bristol	4	2	3	2	0	1	2	1	15
University of Cambridge	22	7	15	9	13	23	9	7	105
University of Dundee	1	0	0	0	0	0	0	0	1
University of East Anglia	0	0	0	1	0	2	1	1	5
University of Edinburgh	8	5	8	6	8	15	5	7	62
University of Essex	0	0	0	0	1	1	0	0	2
University of Exeter	0	0	1	0	0	0	0	0	1
University of Glasgow	3	0	4	3	1	2	1	2	16
University of Kent	0	1	1	0	2	1	0	0	5
University of Leeds	0	2	3	1	0	2	0	2	10
University of Leicester	0	0	0	0	0	2	0	0	2
University of Liverpool	0	0	0	1	0	0	0	1	2
University of Manchester	2	1	3	1	0	2	1	0	10
University of Nottingham	4	1	1	2	0	0	1	0	9
University of Oxford	35	23	42	22	34	42	30	20	248
University of Reading	0	0	1	0	1	0	0	0	2
University of Salford	0	0	0	0	0	1	0	0	1
University of Sheffield	0	0	3	0	1	1	1	1	7
University of Southampton	1	0	2	0	0	2	1	0	6
University of St Andrews	4	0	5	1	4	7	4	4	29
University of Stirling	0	0	0	0	0	1	0	0	1
University of Strathclyde	0	0	0	0	0	1	1	0	2
University of Surrey	0	0	0	0	0	1	0	0	1
University of Sussex	2	3	6	6	4	3	2	3	29

University of Ulster	1	0	1	0	0	0	0	0	2
University of Warwick	0	0	2	0	0	2	1	0	5
University of Westminster	0	0	1	0	0	0	0	0	1
University of Winchester	0	0	1	0	0	0	0	0	1
University of York	3	3	0	2	0	0	0	3	11
Warburg Institute	0	0	1	0	0	0	0	0	1
<b>Grand Total</b>	<b>160</b>	<b>92</b>	<b>170</b>	<b>106</b>	<b>108</b>	<b>174</b>	<b>99</b>	<b>101</b>	<b>1010</b>

**Total Number- Interviewed**

	ATL	BOS	CHIG	HOU	LA	NY	SF	DC	Total
<b>BY REGION</b>	22	16	26	19	16	22	20	17	<b>158</b>
% of National Pool	13.9%	10.1%	16.5%	12.0%	10.1%	13.9%	12.7%	10.8%	
<b>GENDER</b>									
<b>Men</b>	8	5	11	6	7	7	9	6	<b>59</b>
% of Regional Pool	36.36%	31.25%	42.31%	31.58%	43.75%	31.82%	45.00%	35.29%	
% of National Pool	5.06%	3.16%	6.96%	3.80%	4.43%	4.43%	5.70%	3.80%	37.34%
<b>Women</b>	14	11	15	13	9	15	11	11	<b>99</b>
% of Regional Pool	63.64%	68.75%	57.69%	68.42%	56.25%	68.18%	55.00%	64.71%	
% of National Pool	8.86%	6.96%	9.49%	8.23%	5.70%	9.49%	6.96%	6.96%	62.66%
<b>ETHNICITY</b>									
<b>American Indian or Alaska Native</b>	0	0	0	0	0	0	0	0	<b>0</b>
% of Regional Pool	0.00%	0.00%	0.00%	0.00%	0.00%	0.00%	0.00%	0.00%	
% of National Pool	0.00%	0.00%	0.00%	0.00%	0.00%	0.00%	0.00%	0.00%	0.00%
<b>Asian</b>	2	3	4	4	4	2	7	1	<b>27</b>
% of Regional Pool	9.09%	18.75%	15.38%	21.05%	25.00%	9.09%	35.00%	5.88%	
% of National Pool	1.27%	1.90%	2.53%	2.53%	2.53%	1.27%	4.43%	0.63%	17.09%
<b>Black or African American</b>	2	1	1	0	1	2	0	4	<b>11</b>
% of Regional Pool	9.09%	6.25%	3.85%	0.00%	6.25%	9.09%	0.00%	23.53%	
% of National Pool	1.27%	0.63%	0.63%	0.00%	0.63%	1.27%	0.00%	2.53%	6.96%
<b>Hispanic/Latino</b>	1	0	1	1	3	1	0	0	<b>7</b>
% of Regional Pool	4.55%	0.00%	3.85%	5.26%	18.75%	4.55%	0.00%	0.00%	
% of National Pool	0.63%	0.00%	0.63%	0.63%	1.90%	0.63%	0.00%	0.00%	4.43%
<b>White</b>	16	11	19	12	7	16	11	10	<b>102</b>
% of Regional Pool	72.73%	68.75%	73.08%	63.16%	43.75%	72.73%	55.00%	58.82%	
% of National Pool	10.13%	6.96%	12.03%	7.59%	4.43%	10.13%	6.96%	6.33%	64.56%
<b>Native Hawaiian or Other Pacific Islander</b>	0	0	0	0	0	0	0	0	<b>0</b>
% of Regional Pool	0.00%	0.00%	0.00%	0.00%	0.00%	0.00%	0.00%	0.00%	
% of National Pool	0.00%	0.00%	0.00%	0.00%	0.00%	0.00%	0.00%	0.00%	0.00%
<b>Mixed Race</b>	0	1	0	1	1	1	1	1	<b>6</b>
% of Regional Pool	0.00%	6.25%	0.00%	5.26%	6.25%	4.55%	5.00%	5.88%	
% of National Pool	0.00%	0.63%	0.00%	0.63%	0.63%	0.63%	0.63%	0.63%	3.80%
<b>Prefer not to answer</b>	1	0	1	1	0	0	1	1	<b>5</b>
% of Regional Pool	4.55%	0.00%	3.85%	5.26%	0.00%	0.00%	5.00%	5.88%	
% of National Pool	0.63%	0.00%	0.63%	0.63%	0.00%	0.00%	0.63%	0.63%	3.16%
<b>UNIVERSITIES PRESENTING CANDIDATES</b>									
<b>Ivy League</b>	2	6	4	2	3	4	2	1	<b>24</b>
% of Regional Pool	9.09%	37.50%	15.38%	10.53%	18.75%	18.18%	10.00%	5.88%	
% of National Pool	1.27%	3.80%	2.53%	1.27%	1.90%	2.53%	1.27%	0.63%	15.19%
<b>Other Private Universities</b>	9	5	8	9	7	12	9	12	<b>71</b>
% of Regional Pool	40.91%	31.25%	30.77%	47.37%	43.75%	54.55%	45.00%	70.59%	
% of National Pool	5.70%	3.16%	5.06%	5.70%	4.43%	7.59%	5.70%	7.59%	44.94%
<b>State/Public Universities</b>	10	5	11	7	5	4	8	2	<b>52</b>
% of Regional Pool	45.45%	31.25%	42.31%	36.84%	31.25%	18.18%	40.00%	11.76%	
% of National Pool	6.33%	3.16%	6.96%	4.43%	3.16%	2.53%	5.06%	1.27%	32.91%
<b>Service Academies</b>	1	0	3	1	1	2	1	2	<b>11</b>
% of Regional Pool	4.55%	0.00%	11.54%	5.26%	6.25%	9.09%	5.00%	11.76%	
% of National Pool	0.63%	0.00%	1.90%	0.63%	0.63%	1.27%	0.63%	1.27%	6.96%
<b>PREFERRED UK UNIVERSITY</b>									
<b>University of Oxford</b>	5	5	9	4	4	2	8	3	<b>40</b>
% of Regional Pool	23%	31.25%	34.62%	21.05%	25.00%	9.09%	40.00%	17.65%	
% of National Pool	3.16%	3.16%	5.70%	2.53%	2.53%	1.27%	5.06%	1.90%	25.32%

<b>University of Cambridge</b>	4	2	6	1	2	6	5	2	<b>28</b>
% of Regional Pool	18.18%	12.50%	23.08%	5.26%	12.50%	27.27%	25.00%	11.76%	
% of National Pool	2.53%	1.27%	3.80%	0.63%	1.27%	3.80%	3.16%	1.27%	17.72%
<b>University of London</b>	5	6	8	3	4	8	2	9	<b>45</b>
% of Regional Pool	22.73%	37.50%	30.77%	15.79%	25.00%	36.36%	10.00%	52.94%	
% of National Pool	3.16%	3.80%	5.06%	1.90%	2.53%	5.06%	1.27%	5.70%	28.48%
<b>Other English Universities</b>	5	3	3	6	2	1	2	3	<b>25</b>
% of Regional Pool	22.73%	18.75%	11.54%	31.58%	12.50%	4.55%	10.00%	17.65%	
% of National Pool	3.16%	1.90%	1.90%	3.80%	1.27%	0.63%	1.27%	1.90%	15.82%
<b>Northern Irish Universities</b>	0	0	0	0	1	0	0	0	<b>1</b>
% of Regional Pool	0.00%	0.00%	0.00%	0.00%	6.25%	0.00%	0.00%	0.00%	
% of National Pool	0.00%	0.00%	0.00%	0.00%	0.63%	0.00%	0.00%	0.00%	0.63%
<b>Scottish Universities</b>	2	0	0	3	3	4	3	1	<b>16</b>
% of Regional Pool	9.09%	0.00%	0.00%	15.79%	18.75%	18.18%	15.00%	5.88%	
% of National Pool	1.27%	0.00%	0.00%	1.90%	1.90%	2.53%	1.90%	0.63%	10.13%
<b>Welsh Universities</b>	1	0	0	2	0	0	0	0	<b>3</b>
% of Regional Pool	4.55%	0.00%	0.00%	10.53%	0.00%	0.00%	0.00%	0.00%	
% of National Pool	0.63%	0.00%	0.00%	1.27%	0.00%	0.00%	0.00%	0.00%	1.90%



<b>Michigan</b>									
Hillsdale College	0	0	1	0	0	0	0	0	1
University of Michigan - Ann Arbor	0	0	2	0	0	0	0	0	2
<b>Minnesota</b>									
University of Minnesota - Twin Cities	0	0	2	0	0	0	0	0	2
<b>Mississippi</b>									
University of Mississippi	2	0	0	0	0	0	0	0	2
<b>Montana</b>									
Montana State University System - Bozeman	0	0	0	0	0	0	1	0	1
University of Montana - Missoula	0	0	0	0	0	0	1	0	1
<b>New Hampshire</b>									
University of New Hampshire	0	1	0	0	0	0	0	0	1
<b>New Jersey</b>									
Princeton University	0	1	2	0	1	2	0	0	6
Rutgers University - New Brunswick	0	0	0	0	0	1	0	0	1
<b>New York</b>									
City University of New York - Hunter College	0	0	0	0	0	1	0	0	1
Marist College	0	0	0	0	0	1	0	0	1
State University of New York - Buffalo	0	0	0	0	0	1	0	0	1
Syracuse University	1	0	0	0	0	0	0	0	1
United States Military Academy	0	0	2	0	0	1	0	1	4
Ithaca College	0	0	0	0	1	0	0	0	1
<b>North Carolina</b>									
Duke University	1	0	0	1	1	1	0	0	4
Elon University	0	0	0	0	0	0	1	0	1
University of North Carolina - Chapel Hill	2	1	1	0	0	0	0	0	4
Wake Forest University	2	0	0	0	0	0	0	0	2
<b>Ohio</b>									
Ohio State University System	0	0	1	0	0	0	0	0	1
University of Dayton	0	0	1	0	0	0	0	0	1
<b>Oklahoma</b>									
University of Oklahoma	0	0	0	1	0	0	0	0	1
<b>Oregon</b>									
Lewis & Clark College	0	0	0	1	0	0	0	0	1
University of Oregon	0	0	0	0	0	0	1	0	1
<b>Pennsylvania</b>									
Carnegie Mellon University	0	0	0	1	0	0	0	0	1
Lafayette College	0	0	0	0	0	1	0	0	1
University of Pennsylvania	0	1	0	1	0	2	1	0	5
Lehigh University	0	0	0	0	0	1	0	0	1
Dickinson College	0	0	0	0	1	0	0	0	1
Juniata College	0	0	0	0	0	1	0	0	1
<b>Rhode Island</b>									
Brown University	1	1	0	0	0	0	0	0	2
University of Rhode Island	0	1	0	0	0	0	0	0	1
<b>Texas</b>									
Baylor University	0	0	0	1	0	0	0	0	1
University of Texas - Austin	0	0	1	2	0	0	0	0	3
University of Texas - Dallas	0	0	0	1	0	0	0	0	1
<b>Virginia</b>									
University of Virginia	0	0	0	0	0	1	0	0	1
Virginia Polytechnic Institute and State University	0	0	0	0	0	0	0	1	1
Washington & Lee University	0	0	0	0	0	0	0	1	1
<b>Washington</b>									
University of Washington - Seattle	0	0	0	0	0	0	1	0	1
Whitman College	0	0	1	0	0	0	0	0	1
<b>Wisconsin</b>									
University of Wisconsin - Madison	0	0	1	0	0	0	0	0	1
<b>West Virginia</b>									

West Virginia University	0	0	0	0	0	0	0	1	1
<b>Grand Total</b>	<b>22</b>	<b>16</b>	<b>26</b>	<b>19</b>	<b>16</b>	<b>22</b>	<b>20</b>	<b>17</b>	<b>158</b>





Middle Eastern Literary and Cultural Studies	0	0	0	0	0	1	0	0	1
Migration and Global Development	1	0	0	0	0	0	0	0	1
Modern Middle Eastern Studies	0	0	1	0	0	0	1	0	2
Molecular and Genomic Paediatrics	0	0	0	1	0	0	0	0	1
Molecular Medicine; Gene Therapy Concentration	1	0	0	0	0	0	0	0	1
Moral, Political and Legal Philosophy	1	0	0	0	0	0	1	0	2
Music in Performance	0	1	0	0	0	0	0	0	1
Nature, Society, and Environmental Governance	0	0	0	1	0	0	0	0	1
Neuroscience and Translational Medicine	0	0	0	0	0	1	0	0	1
Oceanography	0	0	0	0	0	0	1	0	1
Oncology	0	0	1	0	0	0	0	0	1
One Health (Infectious Diseases)	0	0	1	0	0	0	0	0	1
Paediatrics	0	0	0	0	0	1	0	0	1
Particle and Nuclear Physics	0	0	0	0	0	0	1	0	1
Peace and Conflict Studies	0	0	0	1	0	0	0	0	1
Philosophy	0	1	1	0	0	0	0	0	2
Philosophy and the History of Science	0	0	0	1	0	0	0	0	1
Physics	0	1	0	0	0	0	0	0	1
Physiology, Anatomy and Genetics	0	1	1	0	0	0	0	0	2
Political Research	0	0	0	0	0	0	1	0	1
Political Sociology	0	0	0	0	1	0	0	0	1
Politics (Comparative Government)	0	0	0	0	0	1	0	0	1
Politics and International Studies	0	0	0	0	0	1	0	0	1
Postcolonial Studies	0	0	1	0	0	0	0	0	1
Professional Acting	0	0	0	0	0	1	0	0	1
Psychology	0	0	0	0	0	0	0	1	1
Public Health	0	0	0	1	0	0	1	1	3
Public Policy	1	0	0	0	0	0	1	0	2
Pure Mathematics	0	0	1	0	0	0	0	0	1
Race, Media, and Social Justice	0	0	0	0	0	1	0	0	1
Russia in Global Systems	0	1	0	0	0	0	0	0	1
Science and Religion	1	0	0	0	0	0	0	0	1
Science and Technology Policy	0	0	1	0	0	0	0	0	1
Science Communication	0	0	0	0	0	1	0	0	1
Screenwriting	0	0	0	1	0	0	0	0	1
Social and Political Thought	0	0	0	0	0	1	0	0	1
Social Anthropology	0	0	1	0	1	0	0	0	2
Social Policy	0	1	0	0	0	0	0	0	1
Social Science of the Internet	1	1	0	1	1	0	0	0	4
Sociology	0	1	0	0	0	0	0	0	1
Sociology of Education	0	0	0	0	0	1	0	0	1
Sustainable Energy Systems	0	0	0	1	0	0	0	0	1
The Celts	1	0	0	0	0	0	0	0	1
Theatre and Performance	0	0	0	0	0	1	0	0	1
Theoretical Physics	1	0	0	0	0	0	0	0	1
Translational Neurology	0	1	0	0	0	0	0	0	1
War Studies	0	0	0	1	0	0	0	0	1
Water Science, Policy and Management	0	0	0	0	1	0	0	0	1
Water Security and International Development	0	0	0	0	0	0	1	0	1
Women and Children's Health	0	1	0	0	0	0	0	0	1
World Literatures in English	1	0	0	0	0	0	0	0	1
<b>Grand Total</b>	<b>22</b>	<b>16</b>	<b>26</b>	<b>19</b>	<b>16</b>	<b>22</b>	<b>20</b>	<b>17</b>	<b>158</b>

Proposed UK University-Interviewed

	ATL	BOS	CHIG	HOU	LA	NY	SF	DC	Grand Total
Bangor University	1	0	0	0	0	0	0	0	1
Cardiff University	0	0	0	1	0	0	0	0	1
Durham University	1	0	0	0	1	0	0	0	2
Goldsmiths, University of London	0	0	0	0	1	1	0	0	2
Imperial College London	1	0	0	0	0	2	0	0	3
King's College London	0	2	2	1	0	0	0	1	6
London Academy of Music and Dramatic Art	0	0	0	0	0	1	0	0	1
London School of Economics and Political Science (LSE)	0	0	3	0	1	1	1	0	6
London School of Hygiene and Tropical Medicine (LSHTM)	0	0	0	1	0	0	0	2	3
National Film and Television School	0	0	0	1	0	0	0	0	1
Queen Mary, University of London	0	0	0	0	0	2	0	0	2
Queen's University of Belfast	0	0	0	0	1	0	0	0	1
Royal Academy of Music	0	1	0	0	0	0	0	1	2
Royal College of Art	0	1	0	0	0	0	0	0	1
Royal Holloway, University of London	0	0	0	0	0	0	0	1	1
Royal Veterinary College	0	0	1	0	0	0	0	0	1
The Royal Central School of Speech and Drama	0	1	0	0	0	0	0	0	1
The School of Oriental and African Studies (SOAS)	1	0	1	0	0	0	0	1	3
University College London (UCL)	3	1	0	1	2	2	1	3	13
University of Aberdeen	0	0	0	0	0	1	0	0	1
University of Bath	0	0	0	0	0	0	0	1	1
University of Birmingham	0	1	0	0	0	0	0	0	1
University of Bristol	0	1	0	1	0	0	0	0	2
University of Cambridge	4	2	6	1	2	6	5	2	28
University of East Anglia	0	0	0	0	0	0	1	0	1
University of Edinburgh	1	0	0	2	2	1	1	1	8
University of Kent	0	0	0	0	1	0	0	0	1
University of Leeds	0	0	0	1	0	0	0	1	2
University of Nottingham	2	0	0	2	0	0	0	0	4
University of Oxford	5	5	9	4	4	2	8	3	40
University of Sheffield	0	0	1	0	0	0	0	0	1
University of Southampton	0	0	0	0	0	0	1	0	1
University of St Andrews	1	0	0	1	1	2	1	0	6
University of Sussex	2	0	1	1	0	1	0	0	5
University of Warwick	0	0	1	0	0	0	0	0	1
University of York	0	1	0	0	0	0	0	0	1
University of Strathclyde	0	0	0	0	0	0	1	0	1
Warburg Institute	0	0	1	0	0	0	0	0	1
Swansea University	0	0	0	1	0	0	0	0	1
<b>Grand Total</b>	<b>22</b>	<b>16</b>	<b>26</b>	<b>19</b>	<b>16</b>	<b>22</b>	<b>20</b>	<b>17</b>	<b>158</b>

**Total Numbers - Selected**

	ATL	BOS	CHIG	HOU	LA	NY	SF	DC	TOTAL
<b>BY REGION</b>	7	6	9	5	3	7	5	6	<b>48</b>
% of National Pool	14.6%	12.5%	18.8%	10.4%	6.3%	14.6%	10.4%	12.5%	
<b>GENDER</b>									
<b>Men</b>	2	3	3	2	1	4	2	2	<b>19</b>
% of Regional Pool	28.57%	50.00%	33.33%	40.00%	33.33%	57.14%	40.00%	33.33%	
% of National Pool	4.17%	6.25%	6.25%	4.17%	2.08%	8.33%	4.17%	4.17%	39.58%
<b>Women</b>	5	3	6	3	2	3	3	4	<b>29</b>
% of Regional Pool	71.43%	50.00%	66.67%	60.00%	66.67%	42.86%	60.00%	66.67%	
% of National Pool	10.42%	6.25%	12.50%	6.25%	4.17%	6.25%	6.25%	8.33%	60.42%
<b>ETHNICITY</b>									
<b>American Indian or Alaska Native</b>	0	0	0	0	0	0	0	0	<b>0</b>
% of Regional Pool	0.00%	0.00%	0.00%	0.00%	0.00%	0.00%	0.00%	0.00%	
% of National Pool	0.00%	0.00%	0.00%	0.00%	0.00%	0.00%	0.00%	0.00%	0.00%
<b>Asian</b>	2	1	2	1	0	1	2	1	<b>10</b>
% of Regional Pool	28.57%	16.67%	22.22%	20.00%	0.00%	14.29%	40.00%	16.67%	
% of National Pool	4.17%	2.08%	4.17%	2.08%	0.00%	2.08%	4.17%	2.08%	20.83%
<b>Black or African American</b>	1	1	1	0	0	1	0	2	<b>6</b>
% of Regional Pool	14.29%	16.67%	11.11%	0.00%	0.00%	14.29%	0.00%	33.33%	
% of National Pool	2.08%	2.08%	2.08%	0.00%	0.00%	2.08%	0.00%	4.17%	12.50%
<b>Hispanic/latino</b>	0	0	0	0	2	0	0	0	<b>2</b>
% of Regional Pool	0.00%	0.00%	0.00%	0.00%	66.67%	0.00%	0.00%	0.00%	
% of National Pool	0.00%	0.00%	0.00%	0.00%	4.17%	0.00%	0.00%	0.00%	4.17%
<b>White</b>	3	3	6	3	1	5	2	2	<b>25</b>
% of Regional Pool	42.86%	50.00%	66.67%	60.00%	33.33%	71.43%	40.00%	33.33%	
% of National Pool	6.25%	6.25%	12.50%	6.25%	2.08%	10.42%	4.17%	4.17%	52.08%
<b>Native Hawaiian or Other Pacific Islander</b>	0	0	0	0	0	0	0	0	<b>0</b>
% of Regional Pool	0.00%	0.00%	0.00%	0.00%	0.00%	0.00%	0.00%	0.00%	
% of National Pool	0.00%	0.00%	0.00%	0.00%	0.00%	0.00%	0.00%	0.00%	0.00%
<b>Mixed Race</b>	0	1	0	0	0	0	1	1	<b>3</b>
% of Regional Pool	0.00%	16.67%	0.00%	0.00%	0.00%	0.00%	20.00%	16.67%	
% of National Pool	0.00%	2.08%	0.00%	0.00%	0.00%	0.00%	2.08%	2.08%	6.25%
<b>Prefer not to answer</b>	1	0	0	1	0	0	0	0	<b>2</b>
% of Regional Pool	14.29%	0.00%	0.00%	20.00%	0.00%	0.00%	0.00%	0.00%	
% of National Pool	2.08%	0.00%	0.00%	2.08%	0.00%	0.00%	0.00%	0.00%	4.17%
<b>UNIVERSITIES PRESENTING CANDIDATES</b>									
<b>Ivy League</b>	1	2	1	0	1	2	0	0	<b>7</b>
% of Regional Pool	14.29%	33.33%	11.11%	0.00%	33.33%	28.57%	0.00%	0.00%	
% of National Pool	2.08%	4.17%	2.08%	0.00%	2.08%	4.17%	0.00%	0.00%	14.58%
<b>Other Private Universities</b>	4	3	4	3	2	2	4	4	<b>26</b>
% of Regional Pool	57.14%	50.00%	44.44%	60.00%	66.67%	28.57%	80.00%	66.67%	
% of National Pool	8.33%	6.25%	8.33%	6.25%	4.17%	4.17%	8.33%	8.33%	54.17%
<b>State/Public Universities</b>	2	1	2	2	0	2	1	1	<b>11</b>
% of Regional Pool	28.57%	16.67%	22.22%	40.00%	0.00%	28.57%	20.00%	16.67%	
% of National Pool	4.17%	2.08%	4.17%	4.17%	0.00%	4.17%	2.08%	2.08%	22.92%
<b>Service Academies</b>	0	0	2	0	0	1	0	1	<b>4</b>
% of Regional Pool	0.00%	0.00%	22.22%	0.00%	0.00%	14.29%	0.00%	16.67%	
% of National Pool	0.00%	0.00%	4.17%	0.00%	0.00%	2.08%	0.00%	2.08%	8.33%
<b>PREFERRED UK UNIVERSITY</b>									
<b>University of Oxford</b>	1	2	2	1	1	2	2	1	<b>12</b>
% of Regional Pool	14.29%	33.33%	22.22%	20.00%	33.33%	28.57%	40.00%	16.67%	
% of National Pool	2.08%	4.17%	4.17%	2.08%	2.08%	4.17%	4.17%	2.08%	25.00%



## Universities Presenting Candidates - Selected

	ATL	BOS	CHIG	HOU	LA	NY	SF	DC	Grand Total
<b>California</b>									
Stanford University	0	0	0	0	0	0	2	0	2
<b>Connecticut</b>									
University of Connecticut	0	1	0	0	0	0	0	0	1
<b>District of Columbia</b>									
Georgetown University	0	0	0	0	0	0	0	1	1
<b>Georgia</b>									
Agnes Scott College	1								1
Georgia College & State University	1	0	0	0	0	0	0	0	1
Spelman College	0	0	0	0	0	0	0	1	1
<b>Illinois</b>									
Northwestern University	0	0	1	0	0	0	0	0	1
University of Chicago	0	0	0	0	0	0	0	1	1
<b>Indiana</b>									
University of Notre Dame	0	0	2	0	0	0	0	0	2
<b>Iowa</b>									
Grinnell College	0	0	0	0	0	0	1	0	1
<b>Maine</b>									
Bates College	0	0	0	1	0	0	0	0	1
<b>Maryland</b>									
Johns Hopkins University	1	0	0	0	0	0	1	0	2
United States Naval Academy	0	0	1	0	0	0	0	0	1
<b>Massachusetts</b>									
Harvard University	1	1	0	0	1	1	0	0	4
Massachusetts Institute of Technology	1	1	0	0	1	1		1	5
Northeastern University	0	1	0	0	0	0	0	0	1
<b>Michigan</b>									
University of Michigan - Ann Arbor	0	0	2	0	0	0	0	0	2
<b>New Jersey</b>									
Princeton University	0	1	1	0	0	1	0	0	3
<b>New York</b>									
City University of New York - Hunter College	0	0	0	0	0	1	0	0	1
Syracuse University	1	0	0	0	0	0	0	0	1
United States Military Academy	0	0	1		0	1	0	1	3
<b>North Carolina</b>									
Duke University	0	0	0	1	0	1	0	0	2
University of North Carolina - Chapel Hill	1	0	0	0	0	0	0	0	1
<b>Oklahoma</b>									
University of Oklahoma	0	0	0	1	0	0	0	0	1
<b>Pennsylvania</b>									
Carnegie Mellon University	0	0	0	1	0	0	0	0	1
University of Pennsylvania	0	1	0	0	0	0	0	0	1
Dickinson College	0	0	0	0	1	0	0	0	1
<b>Texas</b>									
University of Texas - Austin	0	0	0	1	0	0	0	0	1
<b>Virginia</b>									
University of Virginia	0	0	0	0	0	1	0	0	1
<b>Washington</b>									
University of Washington - Seattle	0	0	0	0	0	0	1	0	1
Whitman College	0	0	1	0	0	0	0	0	1
<b>West Virginia</b>									
West Virginia University	0	0	0	0	0	0	0	1	1
<b>Grand Total</b>	<b>7</b>	<b>6</b>	<b>9</b>	<b>5</b>	<b>3</b>	<b>7</b>	<b>5</b>	<b>6</b>	<b>48</b>

Proposed Field of Study - Selected

	ATL	BOS	CHIG	HOU	LA	NY	SF	DC	Grand Total
Additive Manufacturing and Advanced Manufacturing Technologies	0	0	1	0	0	0	0	0	1
Aerospace Materials and Structures (Aerial Robotics Research)	1	0	0	0	0	0	0	0	1
Basic and Translational Neuroscience	0	0	1	0	0	0	0	0	1
Biological Sciences at the Wellcome Sanger Institute	1	0	0	0	0	0	0	0	1
Comparative Social Policy	0	0	0	0	0	0	1	1	2
Contemporary Art Practice - Moving Image	0	1	0	0	0	0	0	0	1
Control of Infectious Diseases	0	0	0	0	0	0	0	1	1
Creative Writing	0	0	0	0	0	0	0	1	1
Creative Writing and Education	0	0	0	0	1	0	0	0	1
Eastern European Studies	1	0	0	0	0	0	0	0	1
Economic and Social History	0	0	0	0	0	1	0	0	1
Economics	0	0	0	0	0	1	0	0	1
Economics and Philosophy	0	0	1	0	0	0	0	0	1
Education (Critical Approaches to Children's Literature)	0	0	1	0	0	0	0	0	1
Engineering for Sustainable Development	0	0	0	0	0	0	0	1	1
Environmental Systems Engineering	0	0	0	0	0	0	0	1	1
Experimental Psychology	0	0	0	0	1	0	0	0	1
Health Sciences	0	1	0	0	0	0	0	0	1
High Performance Computing with Data Science	0	0	0	0	0	1	0	0	1
Inequalities and Social Science	0	0	0	0	0	0	1	0	1
Infection, Immunology, and Translational Medicine	0	0	0	0	0	0	1	0	1
Machine Learning	0	0	0	0	0	0	0	1	1
Master of Philosophy in Chemistry	0	0	0	0	0	0	1	0	1
Materials Science and Metallurgy	0	0	0	1	0	0	0	0	1
Mathematical and Theoretical Physics	0	1	0	0	0	0	0	0	1
Mathematical Statistics	0	0	0	0	0	1	0	0	1
Mathematics and Foundations of Computer Science	0	0	1	0	0	0	0	0	1
Migration and Global Development	1	0	0	0	0	0	0	0	1
Moral, Political and Legal Philosophy	1	0	0	0	0	0	0	0	1
Oncology	0	0	1	0	0	0	0	0	1
One Health (Infectious Diseases)	0	0	1	0	0	0	0	0	1
Paediatrics	0	0	0	0	0	1	0	0	1
Particle and Nuclear Physics	0	0	0	0	0	0	1	0	1
Physics	0	1	0	0	0	0	0	0	1
Politics (Comparative Government)	0	0	0	0	0	1	0	0	1
Politics and International Studies	0	0	0	0	0	1	0	0	1
Public Health	0	0	0	1	0	0	0	0	1
Pure Mathematics	0	0	1	0	0	0	0	0	1
Science and Religion	1	0	0	0	0	0	0	0	1
Science and Technology Policy	0	0	1	0	0	0	0	0	1
Screenwriting	0	0	0	1	0	0	0	0	1
Slavery and Liberation	0	0	0	1	0	0	0	0	1
Social Anthropology	0	0	0	0	1	0	0	0	1
Social Science of the Internet	0	0	0	1	0	0	0	0	1
Sociology	0	1	0	0	0	0	0	0	1
Theoretical Physics	1	0	0	0	0	0	0	0	1
Women and Children's Health	0	1	0	0	0	0	0	0	1
<b>Grand Total</b>	<b>7</b>	<b>6</b>	<b>9</b>	<b>5</b>	<b>3</b>	<b>7</b>	<b>5</b>	<b>6</b>	<b>48</b>

Proposed UK Universities - Selected

	ATL	BOS	CHIG	HOU	LA	NY	SF	DC	Grand Total
Goldsmiths, University of London	0	0	0	0	1	0	0	0	1
Imperial College London	1	0	0	0	0	0	0	1	2
King's College London	0	1	0	0	0	0	0	0	1
London School of Economics and Political Science (LSE)	0	0	1	0	0	0	1	0	2
London School of Hygiene and Tropical Medicine (LSHTM)	0	0	0	1	0	0	0	1	2
National Film and Television School	0	0	0	1	0	0	0	0	1
Royal College of Art	0	1	0	0	0	0	0	0	1
Royal Holloway, University of London	0	0	0	0	0	0	0	1	1
Royal Veterinary College	0	0	1	0	0	0	0	0	1
University College London (UCL)	1	0	0	0	0	1	0	2	4
University of Cambridge	1	1	3	1	0	3	1	0	10
University of Edinburgh	1	0	0	0	0	1	1	0	3
University of Nottingham	0	0	0	1	0	0	0	0	1
University of Oxford	1	2	2	1	1	2	2	1	12
University of Sheffield	0	0	1	0	0	0	0	0	1
University of St Andrews	1	0	0	0	1	0	0	0	2
University of Sussex	1	0	1	0	0	0	0	0	2
University of York	0	1	0	0	0	0	0	0	1
<b>Grand Total</b>	<b>7</b>	<b>6</b>	<b>9</b>	<b>5</b>	<b>3</b>	<b>7</b>	<b>5</b>	<b>6</b>	<b>48</b>